



MSD STUDIO ROOMS  
 DISPLAY AREAS (INTERNAL, VERTICAL SURFACES)  
 DOCUMENTING TOTAL & MATERIAL-SPECIFIC DISPLAY AREAS

### STUDIO 138- 57.59 m<sup>2</sup>

 Felt (pins), **TOTAL: 43.25 m<sup>2</sup>**  
 Solid Surface / White Board (Blue Tac / Magnets), **TOTAL: 14.34 m<sup>2</sup>**  
 Glass, **TOTAL: 15.62m<sup>2</sup>**  NON-DISPLAY SURFACE

### STUDIO 139- 64.56 m<sup>2</sup>

 Felt (pins), **TOTAL: 50.24 m<sup>2</sup>**  
 Solid Surface / White Board (Blue Tac / Magnets), **TOTAL: 14.32 m<sup>2</sup>**  
 Glass, **TOTAL: 13.79m<sup>2</sup>**  NON-DISPLAY SURFACE

### STUDIO 140- 64.15 m<sup>2</sup>

 Felt (pins), **TOTAL: 49.64 m<sup>2</sup>**  
 Solid Surface / White Board (Blue Tac / Magnets), **TOTAL: 14.51 m<sup>2</sup>**  
 Glass, **TOTAL: 14.00m<sup>2</sup>**  NON-DISPLAY SURFACE

### STUDIO 141- 64.56 m<sup>2</sup>

 Felt (pins), **TOTAL: 50.24 m<sup>2</sup>**  
 Solid Surface / White Board (Blue Tac / Magnets), **TOTAL: 14.32 m<sup>2</sup>**  
 Glass, **TOTAL: 13.29m<sup>2</sup>**  NON-DISPLAY SURFACE

### STUDIO 142- 65.96 m<sup>2</sup>

 Felt (pins), **TOTAL: 51.55 m<sup>2</sup>**  
 Solid Surface / White Board (Blue Tac / Magnets), **TOTAL: 14.32 m<sup>2</sup>**  
 Glass, **TOTAL: 8.77 m<sup>2</sup>**  NON-DISPLAY SURFACE




### STUDIO 144- 79.78 m<sup>2</sup>

 Felt (pins), **TOTAL: 64.69 m<sup>2</sup>**  
 Solid Surface / White Board (Blue Tac / Magnets), **TOTAL: 15.09 m<sup>2</sup>**  
 Glass, **TOTAL: 8.16 m<sup>2</sup>**  NON-DISPLAY SURFACE

### STUDIO 227- 69.69 m<sup>2</sup>

 Felt (pins), **TOTAL: 42.33 m<sup>2</sup>**  
 Solid Surface / White Board (Blue Tac / Magnets), **TOTAL: 10.95 m<sup>2</sup>**  
 Glass, **TOTAL: 16.41m<sup>2</sup>**  NON-DISPLAY SURFACE

### STUDIO 228- 73.83 m<sup>2</sup>

 Felt (pins), **TOTAL: 46.80 m<sup>2</sup>**  
 Solid Surface / White Board (Blue Tac / Magnets), **TOTAL: 10.95 m<sup>2</sup>**  
 Glass, **TOTAL: 16.08m<sup>2</sup>**  NON-DISPLAY SURFACE


### STUDIO 236- 53.94 m<sup>2</sup>

 Felt (pins), **TOTAL: 39.46 m<sup>2</sup>**  
 Solid Surface / White Board (Blue Tac / Magnets), **TOTAL: 14.48 m<sup>2</sup>**  
 Glass, **TOTAL: 15.83m<sup>2</sup>**  NON-DISPLAY SURFACE

### STUDIO 237- 56.38 m<sup>2</sup>

 Felt (pins), **TOTAL: 41.77 m<sup>2</sup>**  
 Solid Surface / White Board (Blue Tac / Magnets), **TOTAL: 14.61 m<sup>2</sup>**  
 Glass, **TOTAL: 2.39 m<sup>2</sup>**  NON-DISPLAY SURFACE




### STUDIO 238- 64.93 m<sup>2</sup>

 Felt (pins), **TOTAL: 50.35 m<sup>2</sup>**  
 Solid Surface / White Board (Blue Tac / Magnets), **TOTAL: 14.58 m<sup>2</sup>**  
 Glass, **TOTAL: 4.71 m<sup>2</sup>**  NON-DISPLAY SURFACE





### STUDIO 239- 64.78 m<sup>2</sup>

 Felt (pins), **TOTAL: 50.20 m<sup>2</sup>**  
 Solid Surface / White Board (Blue Tac / Magnets), **TOTAL: 14.58 m<sup>2</sup>**  
 Glass, **TOTAL: 3.14 m<sup>2</sup>**  NON-DISPLAY SURFACE




### STUDIO 240- 69.20 m<sup>2</sup>

 Felt (pins), **TOTAL: 50.44 m<sup>2</sup>**  
 Solid Surface / White Board (Blue Tac / Magnets), **TOTAL: 14.61m<sup>2</sup>**  
 Glass, **TOTAL: 4.15 m<sup>2</sup>**

### STUDIO 241- 66.11 m<sup>2</sup>

 Felt (pins), **TOTAL: 51.53 m<sup>2</sup>**  
 Solid Surface / White Board (Blue Tac / Magnets), **TOTAL: 14.58 m<sup>2</sup>**  
 Glass, **TOTAL: 3.85 m<sup>2</sup>**  NON-DISPLAY SURFACE

### STUDIO 244- 58.49 m<sup>2</sup>

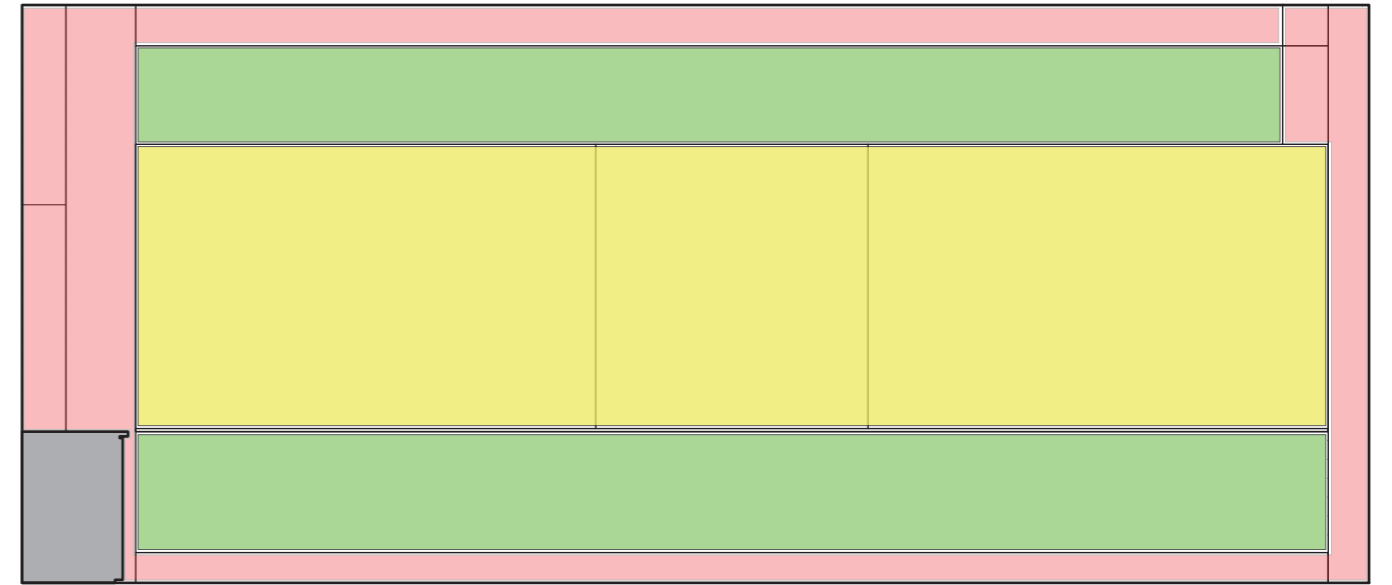
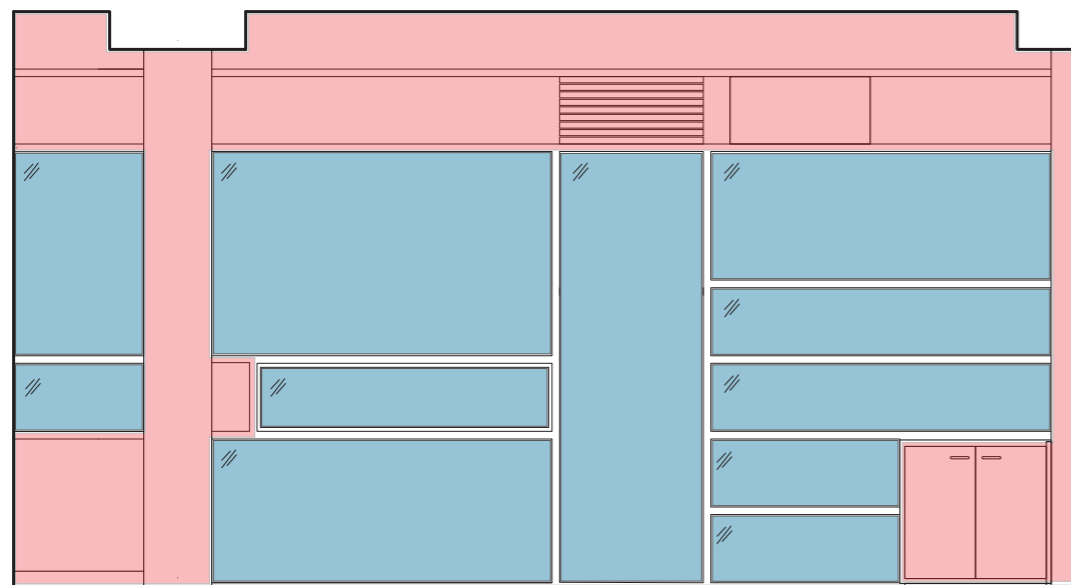
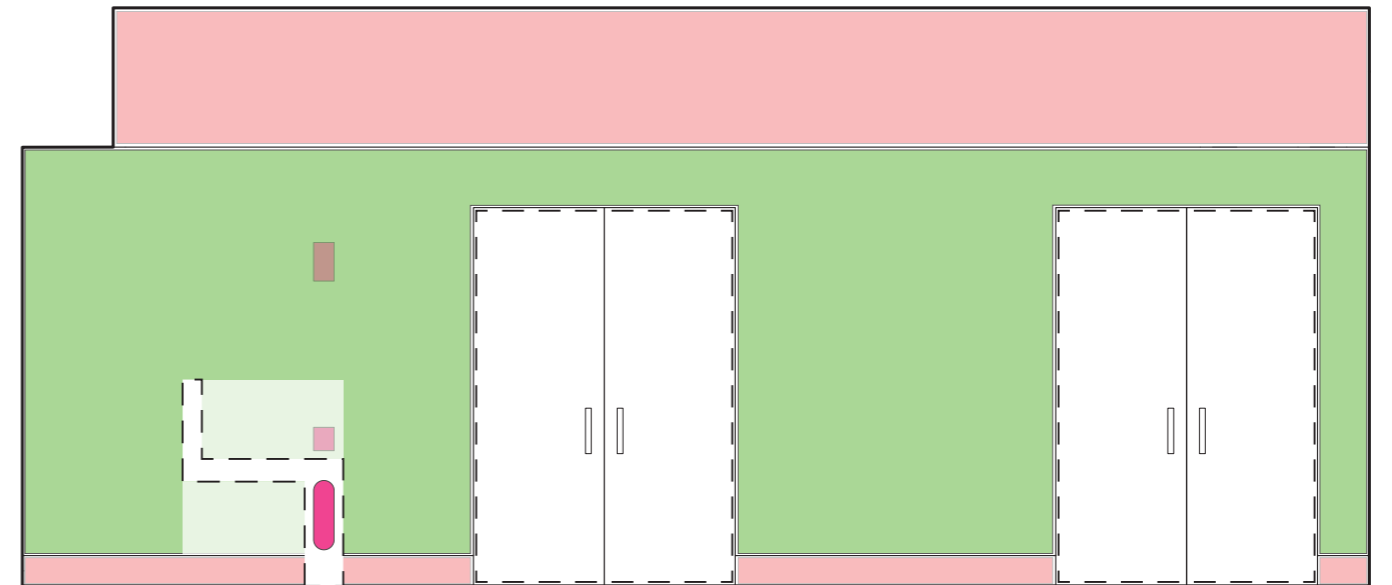
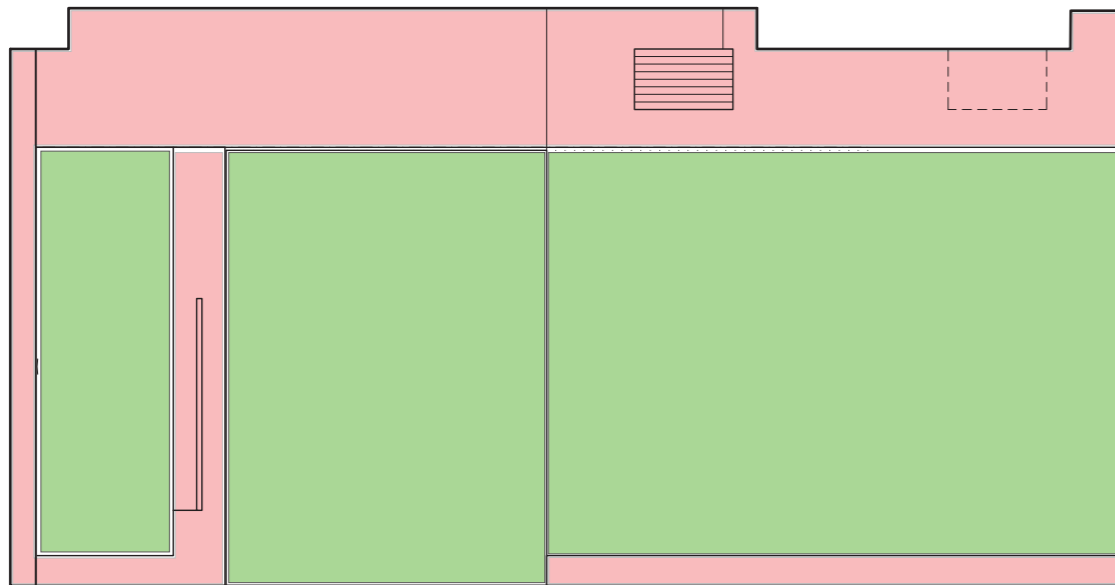
 Felt (pins), **TOTAL: 48.35 m<sup>2</sup>**  
 Solid Surface / White Board (Blue Tac / Magnets), **TOTAL: 10.14 m<sup>2</sup>**  
 Glass, **TOTAL: 7.02 m<sup>2</sup>**  NON-DISPLAY SURFACE

## MSD STUDIO ROOMS DISPLAY AREAS (INTERNAL, VERTICAL SURFACES) DOCUMENTING TOTAL & MATERIAL-SPECIFIC DISPLAY AREAS

MSD Events & Exhibitions. REPORT DATE: Dec. 2016. CONDUCTED BY: Zack Dahdoule

# STUDIO 138

TOTAL (INTERNAL) DISPLAY AREA: 57.59 m<sup>2</sup>

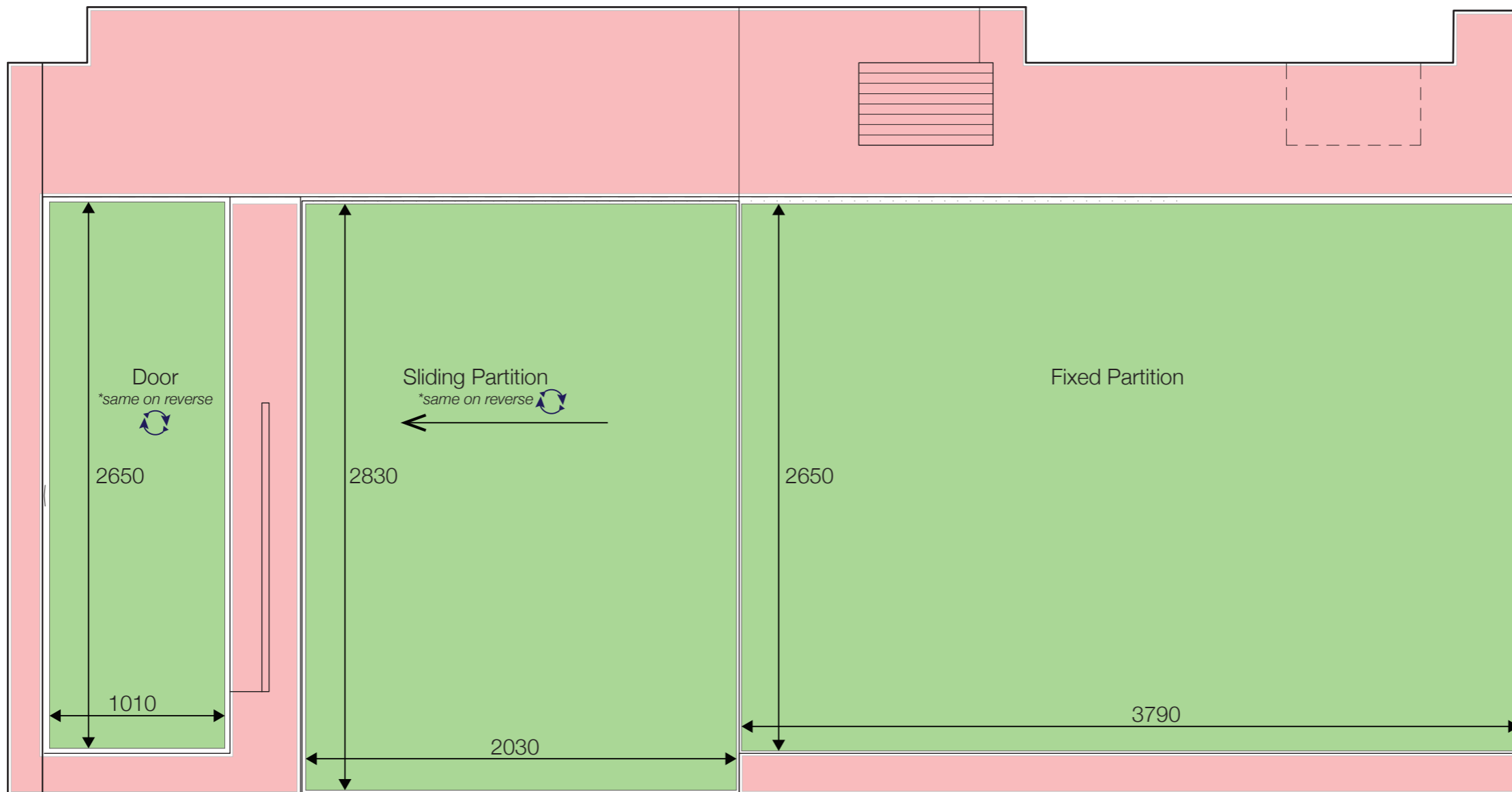


MSD Events & Exhibitions. REPORT DATE: Dec. 2016. CONDUCTED BY: Zack Dahdoule

## STUDIO 138- North, East, South, West Elevations

MATERIAL SPECIFIC DISPLAY AREAS:

-  Felt (pins), TOTAL: 43.25 m<sup>2</sup>
-  Solid Surface / White Board (Blue Tac / Magnets), TOTAL: 14.34 m<sup>2</sup>
-  Glass, TOTAL: 15.62m<sup>2</sup>  NON-DISPLAY SURFACE



## STUDIO 138

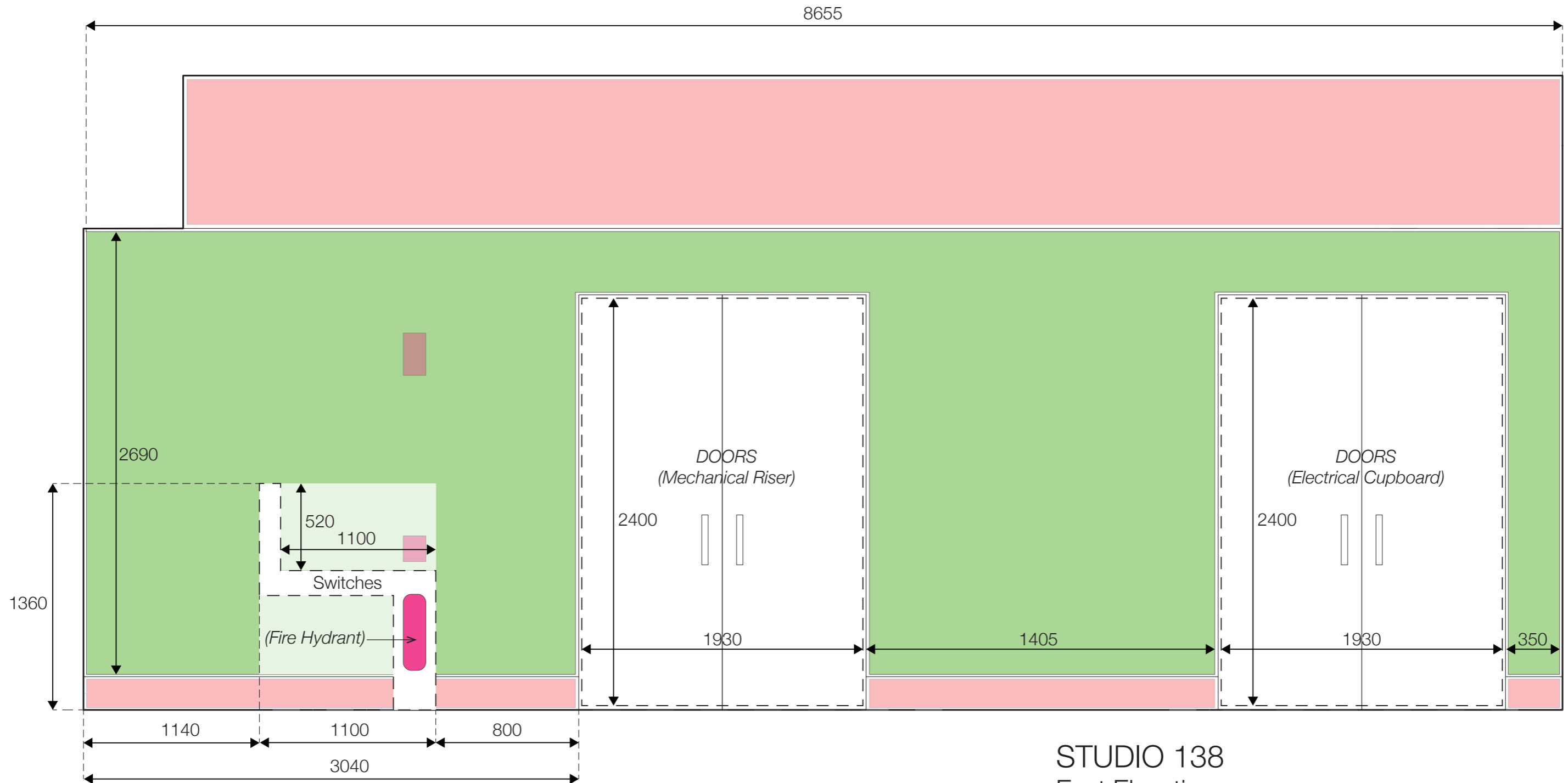
### North Elevation

Scale 1:25 MSD Events & Exhibitions. REPORT DATE: Dec. 2016. CONDUCTED BY: Zack Dahdoule

**TOTAL DISPLAY AREA: 18.47 m<sup>2</sup>**

- Felt (pins), **TOTAL: 18.47 m<sup>2</sup>**
- Solid Surface / White Board (Blue Tac / Magnets), **TOTAL: -**
- NON-DISPLAY SURFACE**

NOTE: This Drawing is Colour-Sensitive



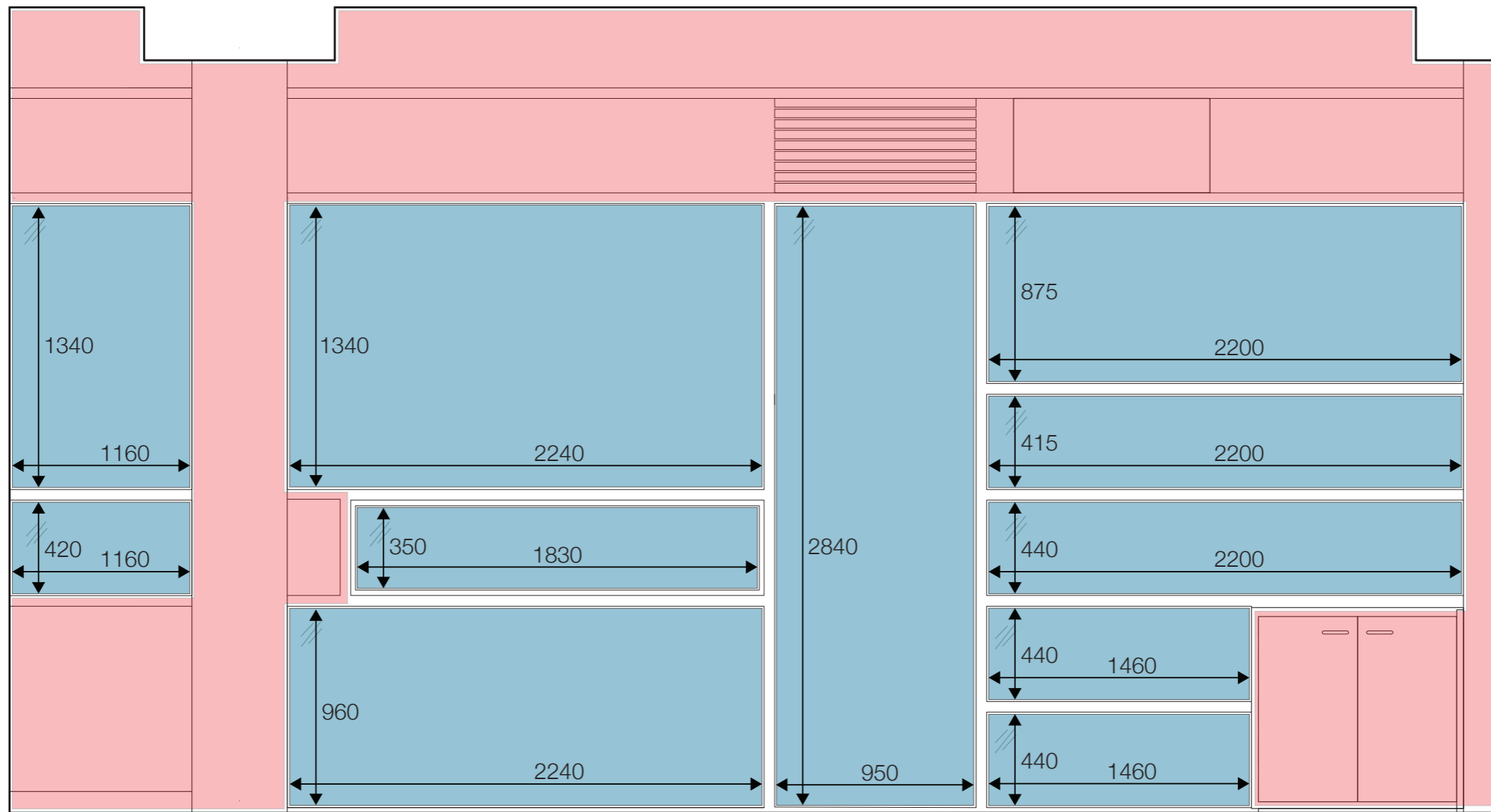
## STUDIO 138 East Elevation

Scale 1:25 MSD Events & Exhibitions. REPORT DATE: Dec. 2016. CONDUCTED BY: Zack Dahdoule

**TOTAL DISPLAY AREA: 13.26 m<sup>2</sup>**

- Felt (pins), **TOTAL: 13.26 m<sup>2</sup>**
- Solid Surface / White Board (Blue Tac / Magnets), **TOTAL: -**
- NON-DISPLAY SURFACE**

NOTE: This Drawing is Colour-Sensitive



## STUDIO 138

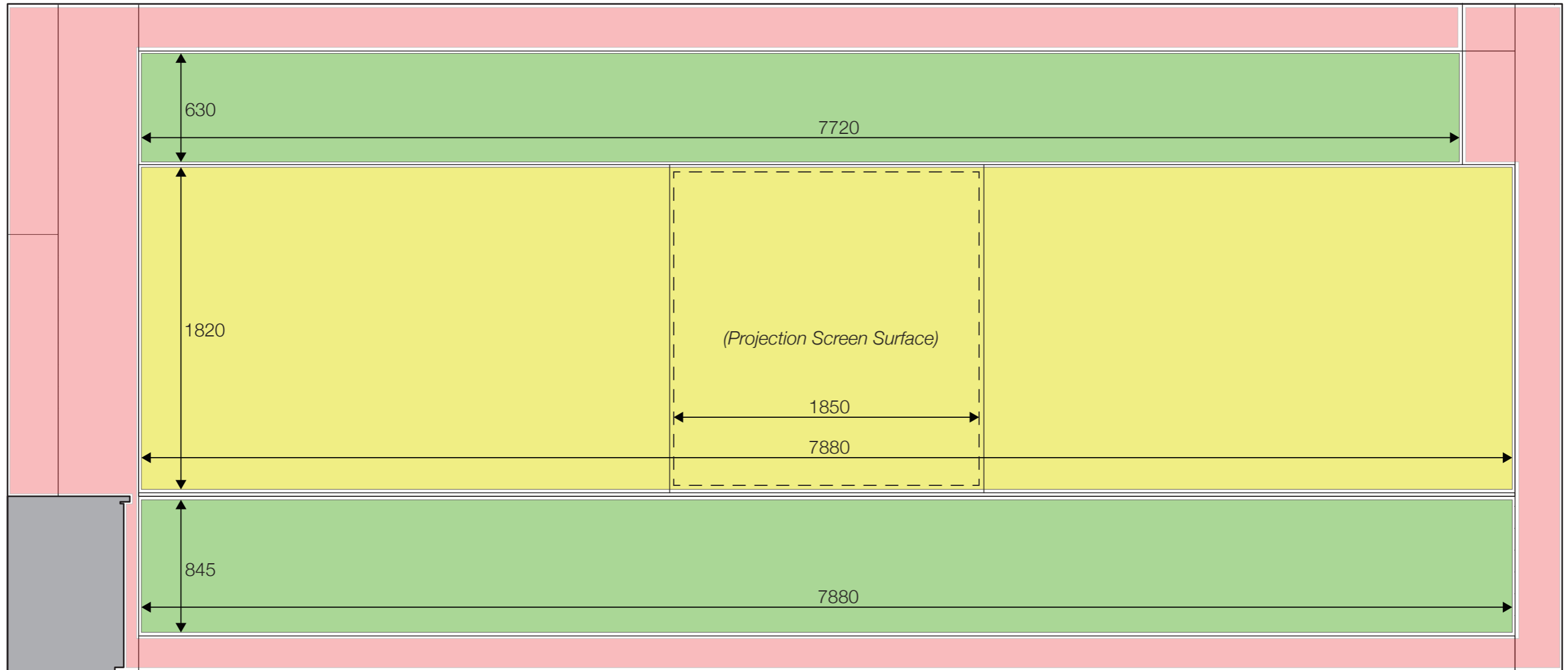
### South Elevation

Scale 1:25 MSD Events & Exhibitions. REPORT DATE: Dec. 2016. CONDUCTED BY: Zack Dahdoule

**TOTAL DISPLAY AREA: 0 m<sup>2</sup> (NOT inc. Glass 15.62m<sup>2</sup>)**

- Felt (pins), **TOTAL: -**
- Solid Surface / White Board (Blue Tac / Magnets), **TOTAL: -**
- Glass, **TOTAL: 15.62m<sup>2</sup>**  **NON-DISPLAY SURFACE**

NOTE: This Drawing is Colour-Sensitive



# STUDIO 138


## West Elevation

Scale 1:25 MSD Events & Exhibitions. REPORT DATE: Dec. 2016. CONDUCTED BY: Zack Dahdoule

**TOTAL DISPLAY AREA: 25.86 m<sup>2</sup>**

- Felt (pins), **TOTAL: 11.52 m<sup>2</sup>**
- Solid Surface / White Board (Blue Tac / Magnets), **TOTAL: 14.34 m<sup>2</sup>**
- NON-DISPLAY SURFACE

NOTE: This Drawing is Colour-Sensitive



# STUDIO 138

## Corridor Elevation

Scale 1:25 MSD Events & Exhibitions. REPORT DATE: Dec. 2016. CONDUCTED BY: Zack Dahdoule

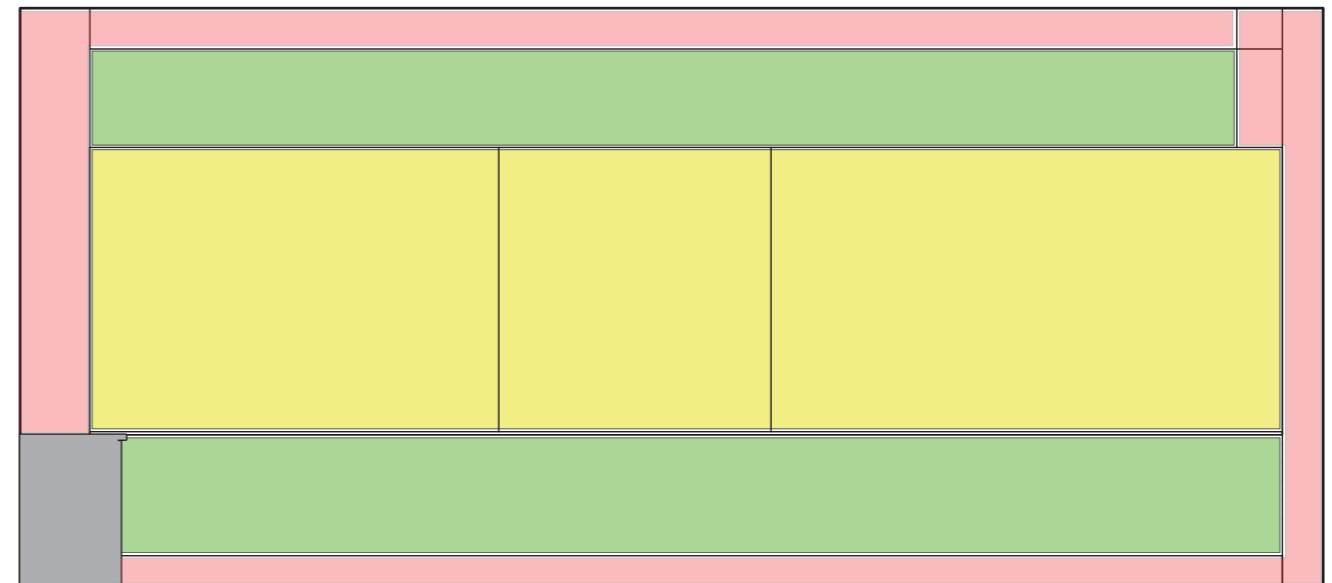
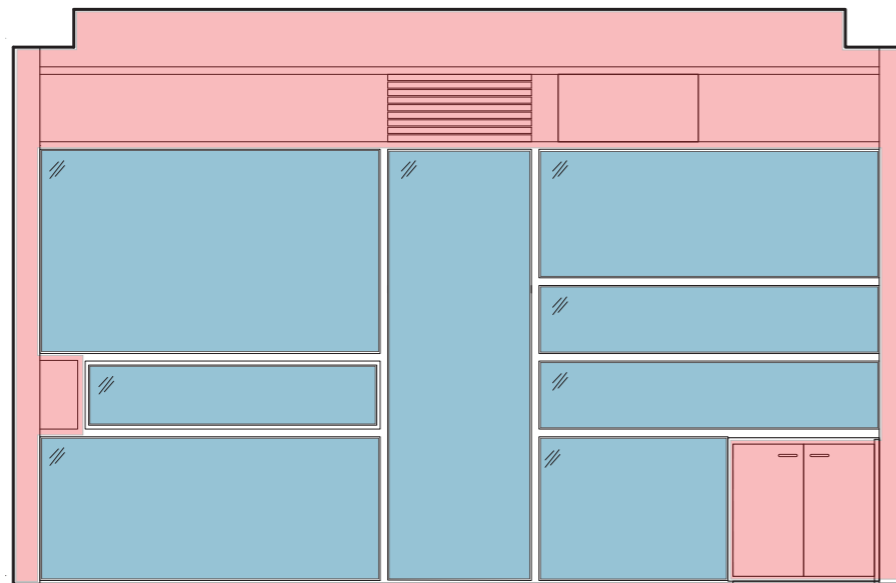

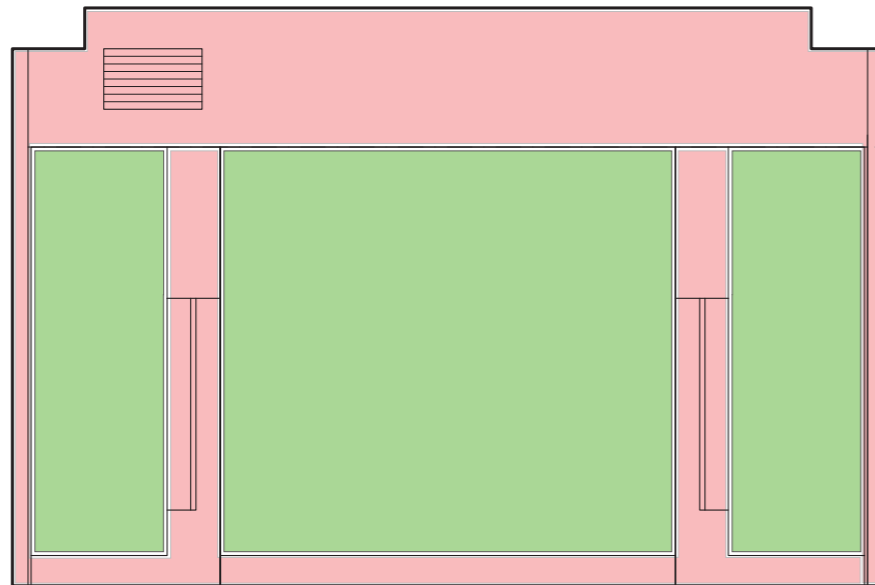
**TOTAL DISPLAY AREA: 18.84 m<sup>2</sup>**

- Felt (pins), *TOTAL: -*
- Perforated Timber (T-Pins *ONLY*), *TOTAL: 18.84 m<sup>2</sup>*

NOTE: This Drawing is Colour-Sensitive

# STUDIO 139

TOTAL (INTERNAL) DISPLAY AREA: 64.56 m<sup>2</sup>

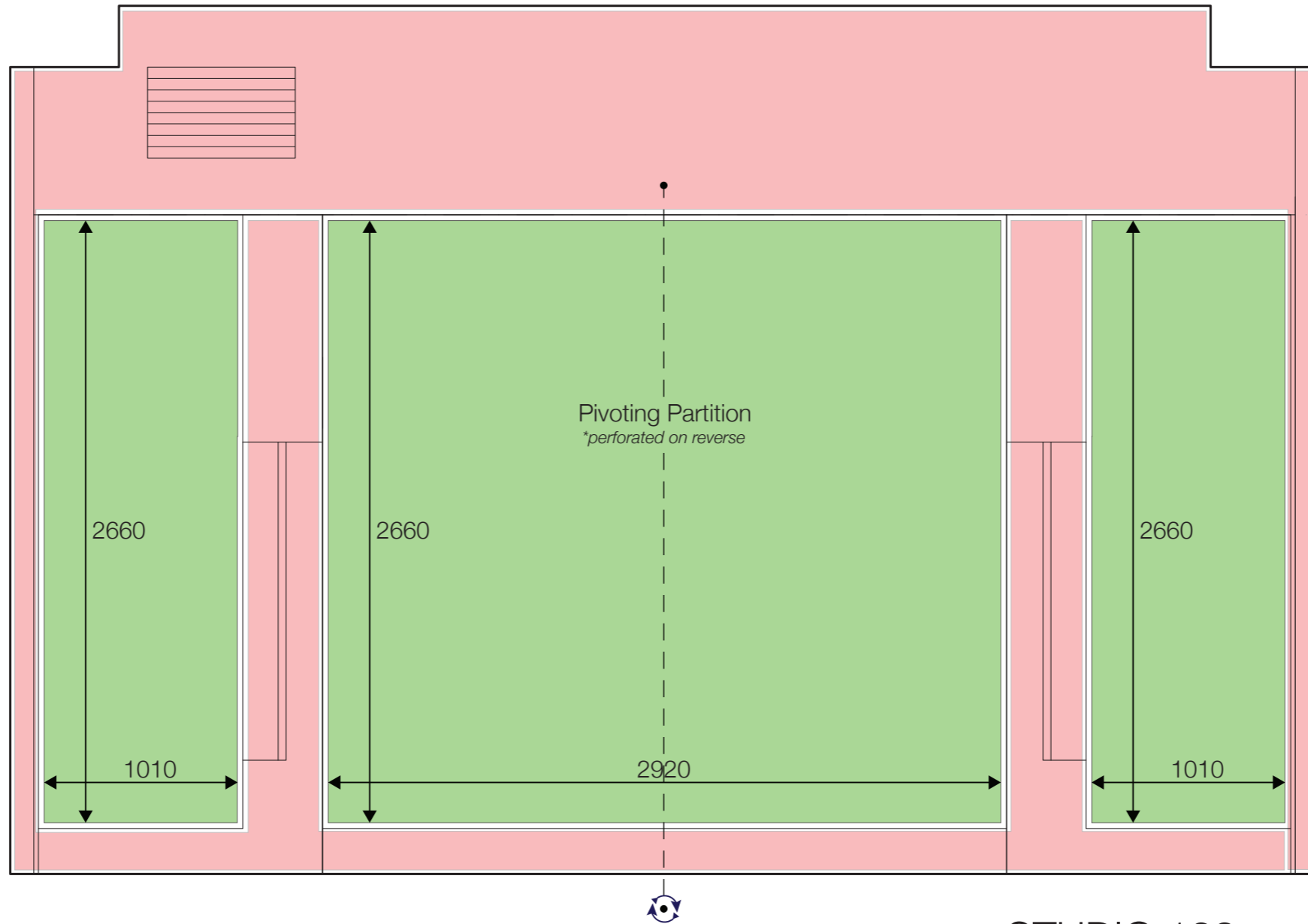


MSD Events & Exhibitions. REPORT DATE: Dec. 2016. CONDUCTED BY: Zack Dahdoule

## STUDIO 139- North, East, South, West Elevations

MATERIAL SPECIFIC DISPLAY AREAS:

-  Felt (pins), TOTAL: 50.24 m<sup>2</sup>
-  Solid Surface / White Board (Blue Tac / Magnets), TOTAL: 14.32 m<sup>2</sup>
-  Glass, TOTAL: 13.79m<sup>2</sup>  NON-DISPLAY SURFACE



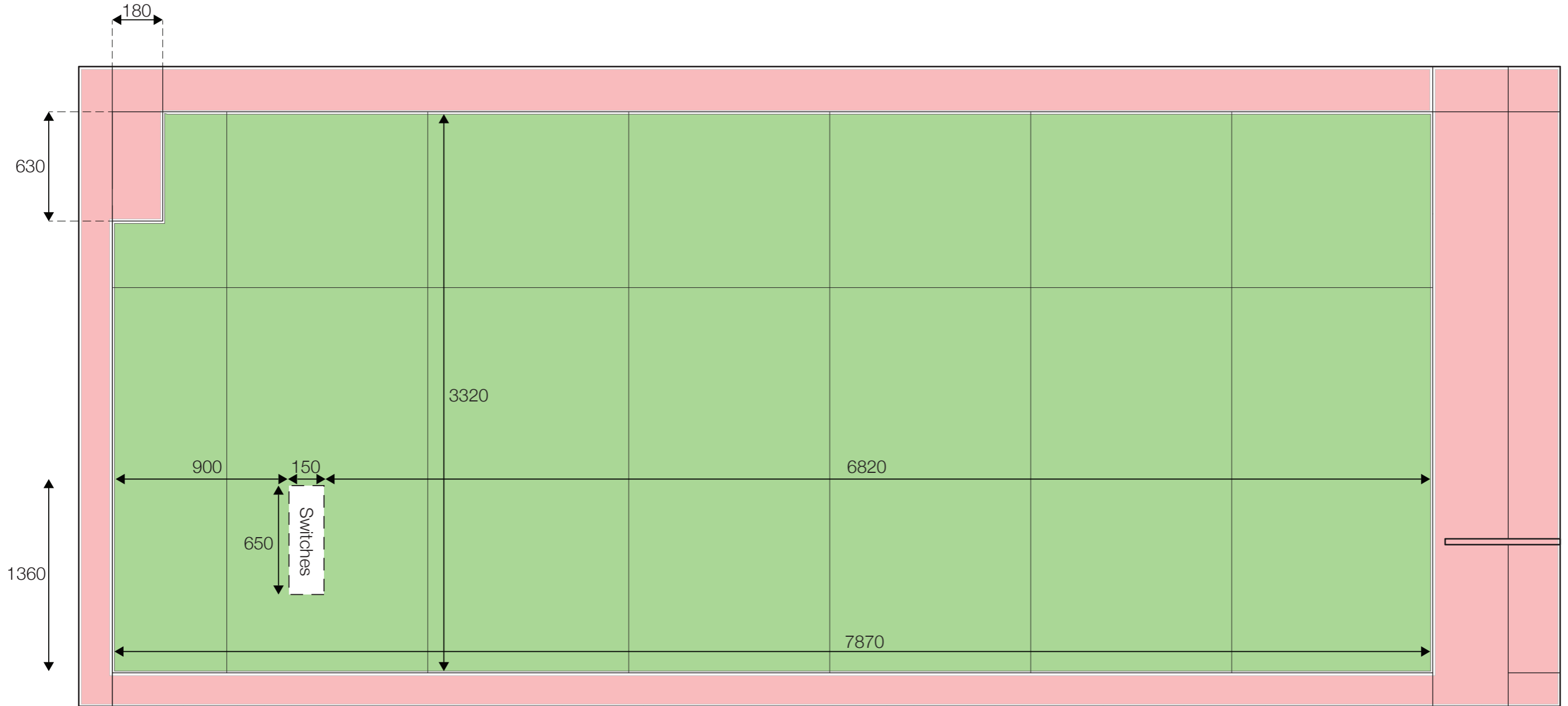
## STUDIO 139 North Elevation

Scale 1:25 MSD Events & Exhibitions. REPORT DATE: Dec. 2016. CONDUCTED BY: Zack Dahdoule

**TOTAL DISPLAY AREA: 13.15 m<sup>2</sup>**

- Felt (pins), **TOTAL: 13.15 m<sup>2</sup>**
- Solid Surface / White Board (Blue Tac / Magnets), **TOTAL: -**
- NON-DISPLAY SURFACE**

NOTE: This Drawing is Colour-Sensitive



# STUDIO 139

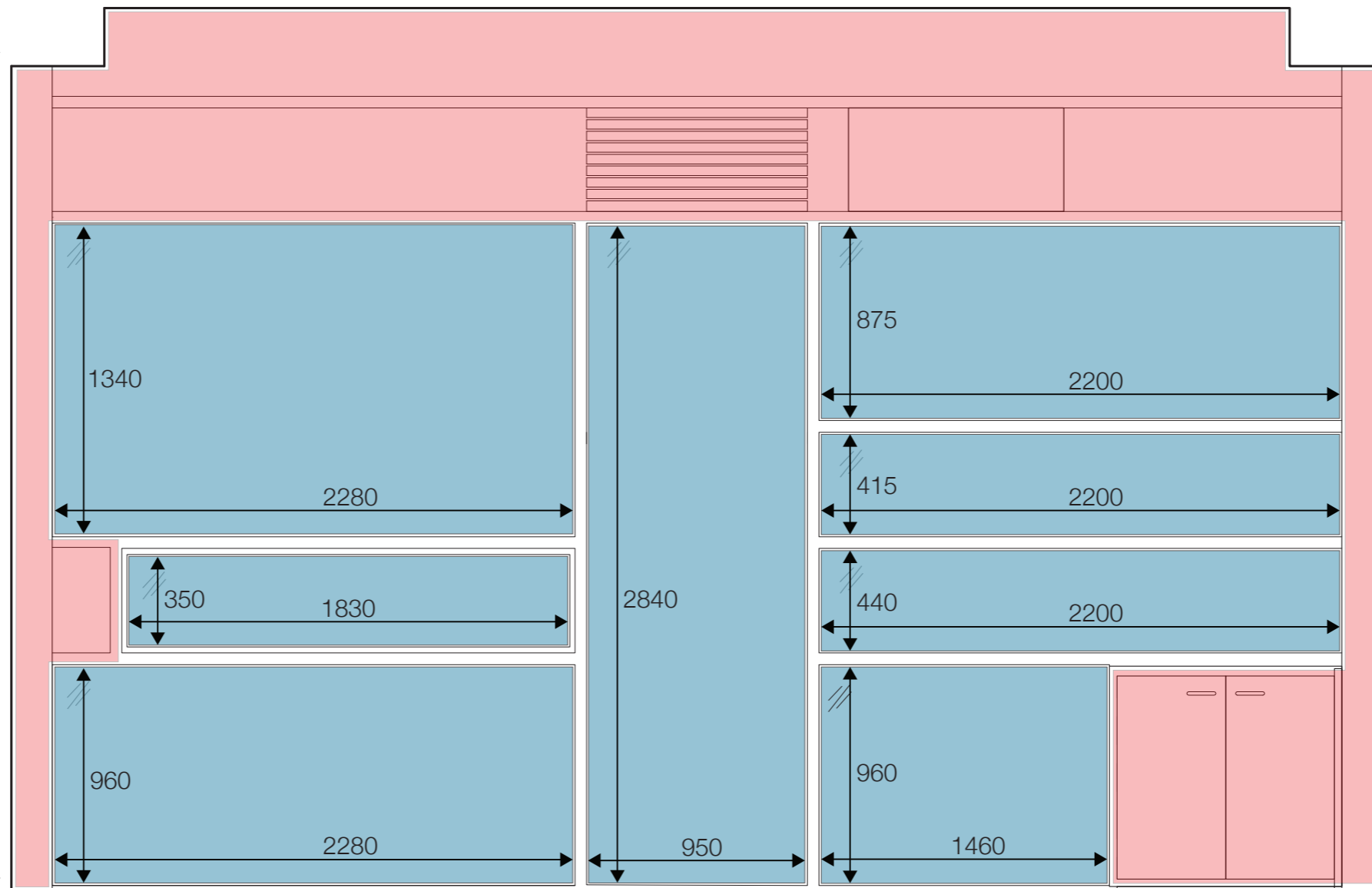
## East Elevation

Scale 1:25 MSD Events & Exhibitions. REPORT DATE: Dec. 2016. CONDUCTED BY: Zack Dahdoule

**TOTAL DISPLAY AREA: 25.92 m<sup>2</sup>**

- Felt (pins), **TOTAL: 25.92 m<sup>2</sup>**
- Solid Surface / White Board (Blue Tac / Magnets), **TOTAL: -**
- NON-DISPLAY SURFACE**

NOTE: This Drawing is Colour-Sensitive



## STUDIO 139

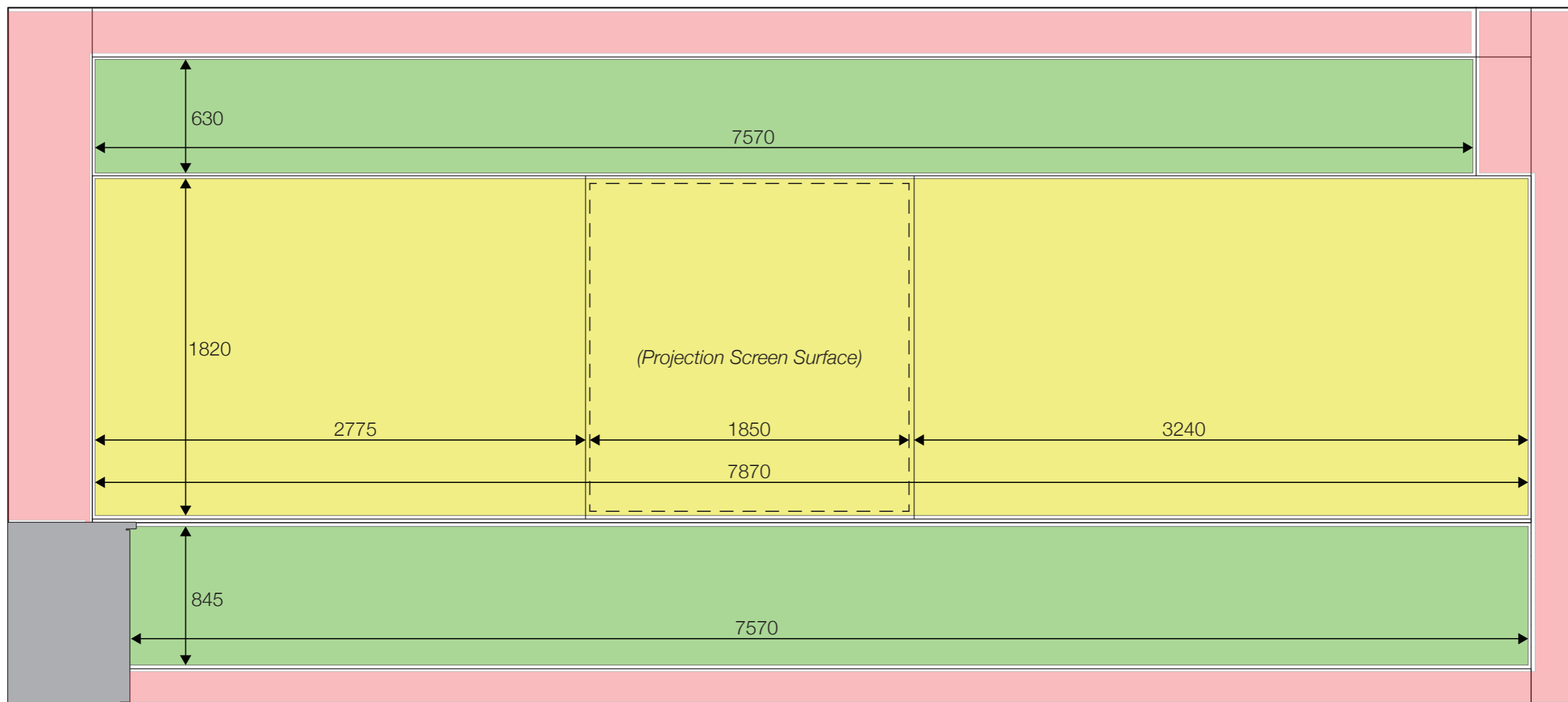
### South Elevation

Scale 1:25 MSD Events & Exhibitions. REPORT DATE: Dec. 2016. CONDUCTED BY: Zack Dahdoule

**TOTAL DISPLAY AREA: 0 m<sup>2</sup> (NOT inc. Glass 13.79m<sup>2</sup>)**

- Felt (pins), **TOTAL: -**
- Solid Surface / White Board (Blue Tac / Magnets), **TOTAL: -**
- Glass, **TOTAL: 13.79m<sup>2</sup>**  **NON-DISPLAY SURFACE**

NOTE: This Drawing is Colour-Sensitive



## STUDIO 139

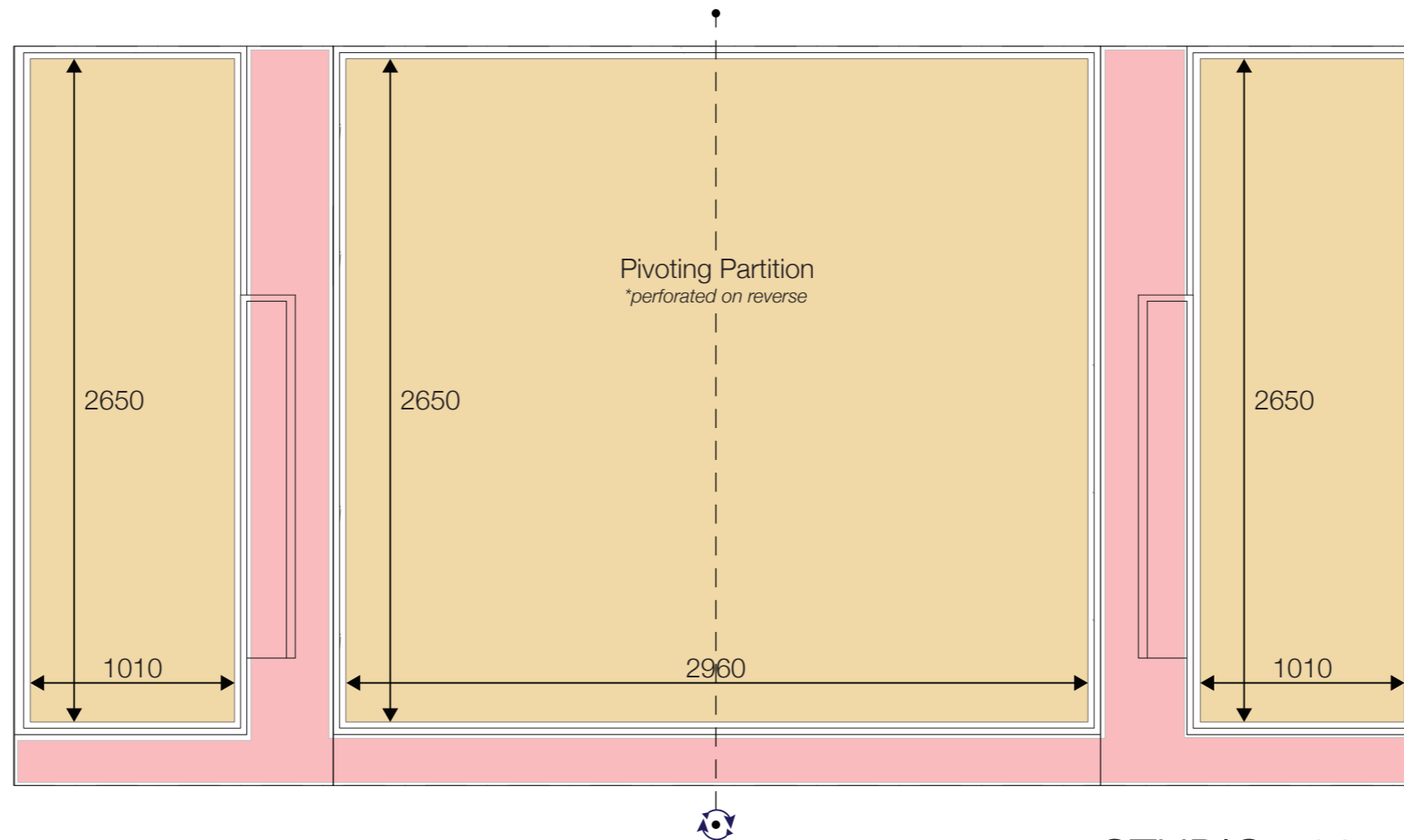
### West Elevation

Scale 1:25 MSD Events & Exhibitions. REPORT DATE: Dec. 2016. CONDUCTED BY: Zack Dahdoule

**TOTAL DISPLAY AREA: 25.49 m<sup>2</sup>**

- Felt (pins), **TOTAL: 11.17 m<sup>2</sup>**
- Solid Surface / White Board (Blue Tac / Magnets), **TOTAL: 14.32 m<sup>2</sup>**
- NON-DISPLAY SURFACE

NOTE: This Drawing is Colour-Sensitive



## STUDIO 139 Corridor Elevation

Scale 1:25 MSD Events & Exhibitions. REPORT DATE: Dec. 2016. CONDUCTED BY: Zack Dahdoule


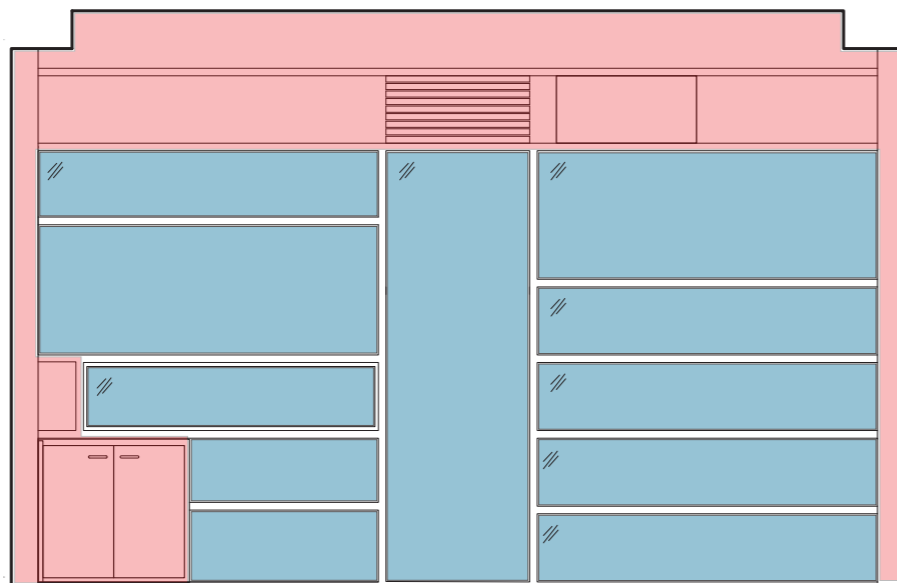
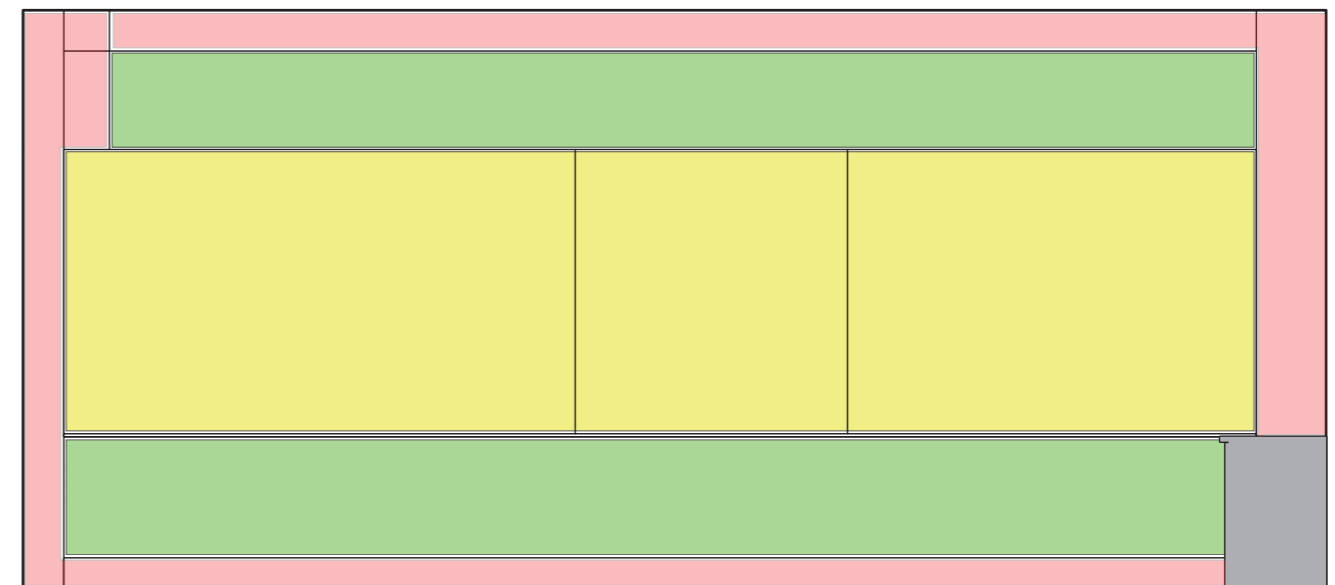
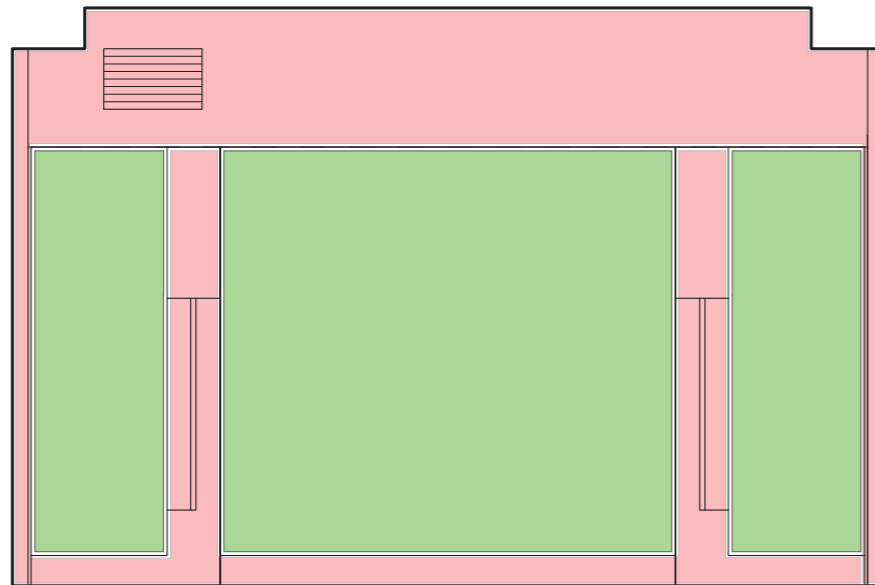
**TOTAL DISPLAY AREA: 13.19 m<sup>2</sup>**

- Felt (pins), **TOTAL: -**
- Perforated Timber (T-Pins **ONLY**), **TOTAL: 13.19 m<sup>2</sup>**

NOTE: This Drawing is Colour-Sensitive

# STUDIO 140

TOTAL (INTERNAL) DISPLAY AREA: 64.15 m<sup>2</sup>

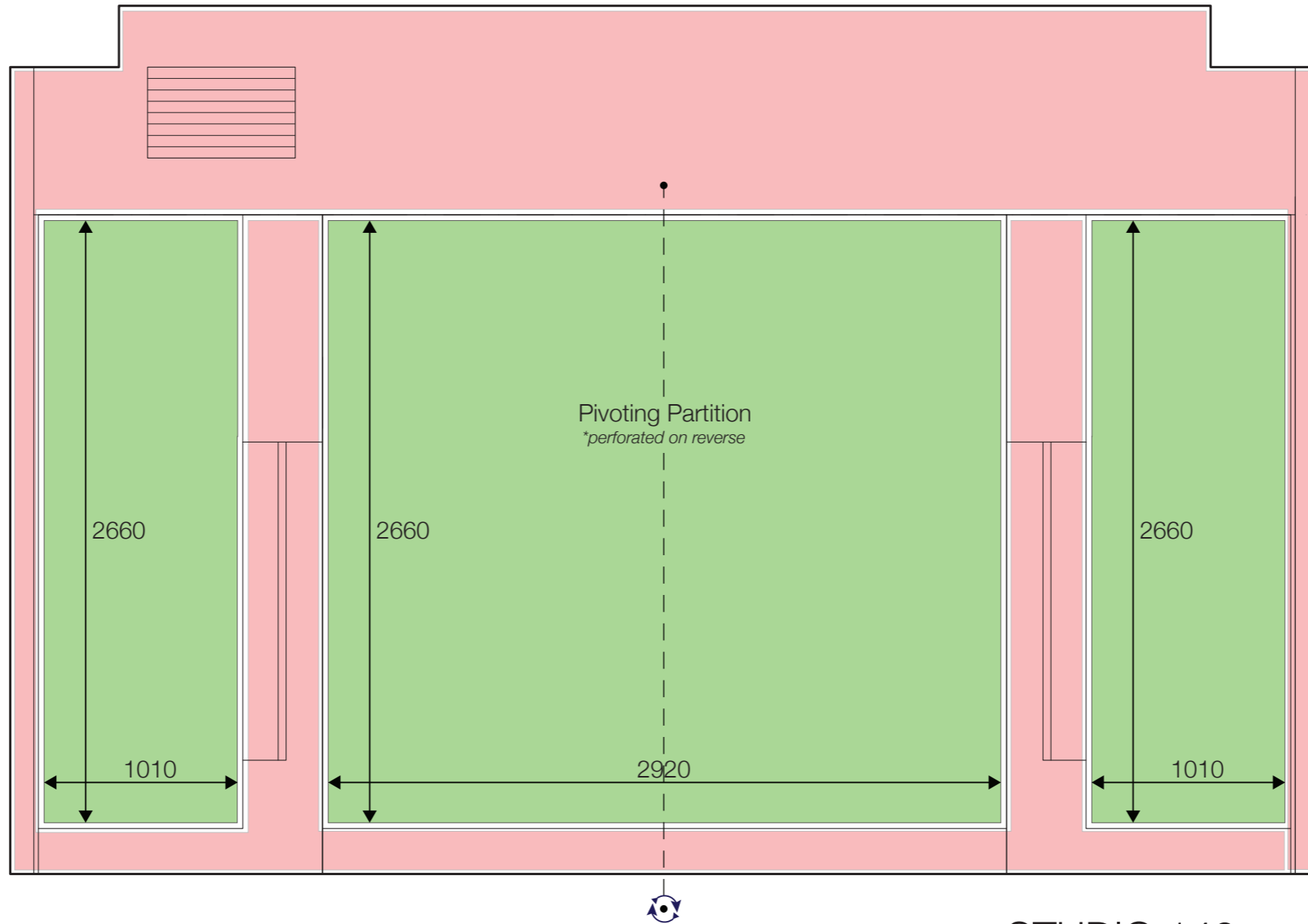


MSD Events & Exhibitions. REPORT DATE: Dec. 2016. CONDUCTED BY: Zack Dahdoule

## STUDIO 140- North, East, South, West Elevations

MATERIAL SPECIFIC DISPLAY AREAS:

-  Felt (pins), TOTAL: 49.64 m<sup>2</sup>
-  Solid Surface / White Board (Blue Tac / Magnets), TOTAL: 14.51 m<sup>2</sup>
-  Glass, TOTAL: 14.00m<sup>2</sup>  NON-DISPLAY SURFACE



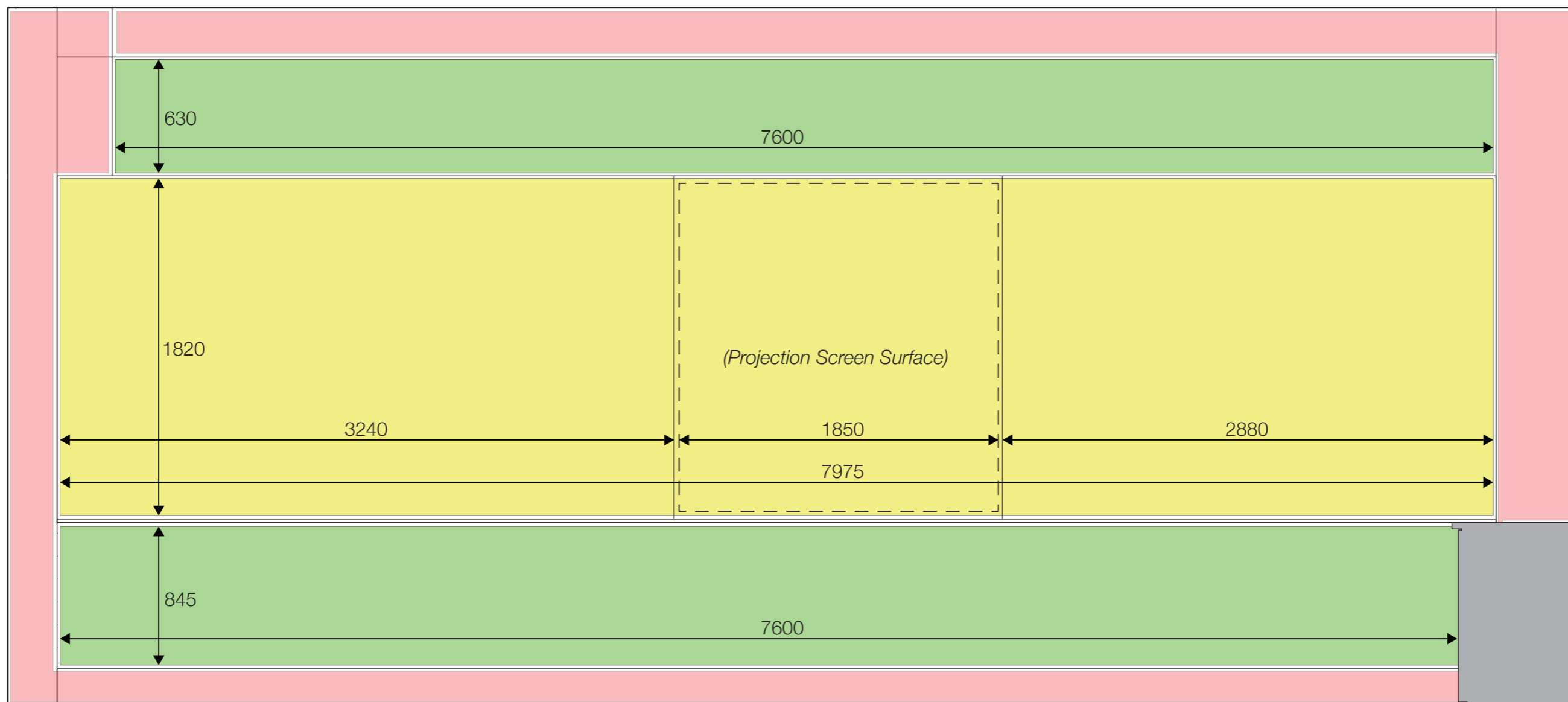
**STUDIO 140**  
**North Elevation**

Scale 1:25 MSD Events & Exhibitions. REPORT DATE: Dec. 2016. CONDUCTED BY: Zack Dahdoule

**TOTAL DISPLAY AREA: 13.15 m<sup>2</sup>**

- Felt (pins), **TOTAL: 13.15 m<sup>2</sup>**
- Solid Surface / White Board (Blue Tac / Magnets), **TOTAL: -**
- NON-DISPLAY SURFACE**

NOTE: This Drawing is Colour-Sensitive



# STUDIO 140

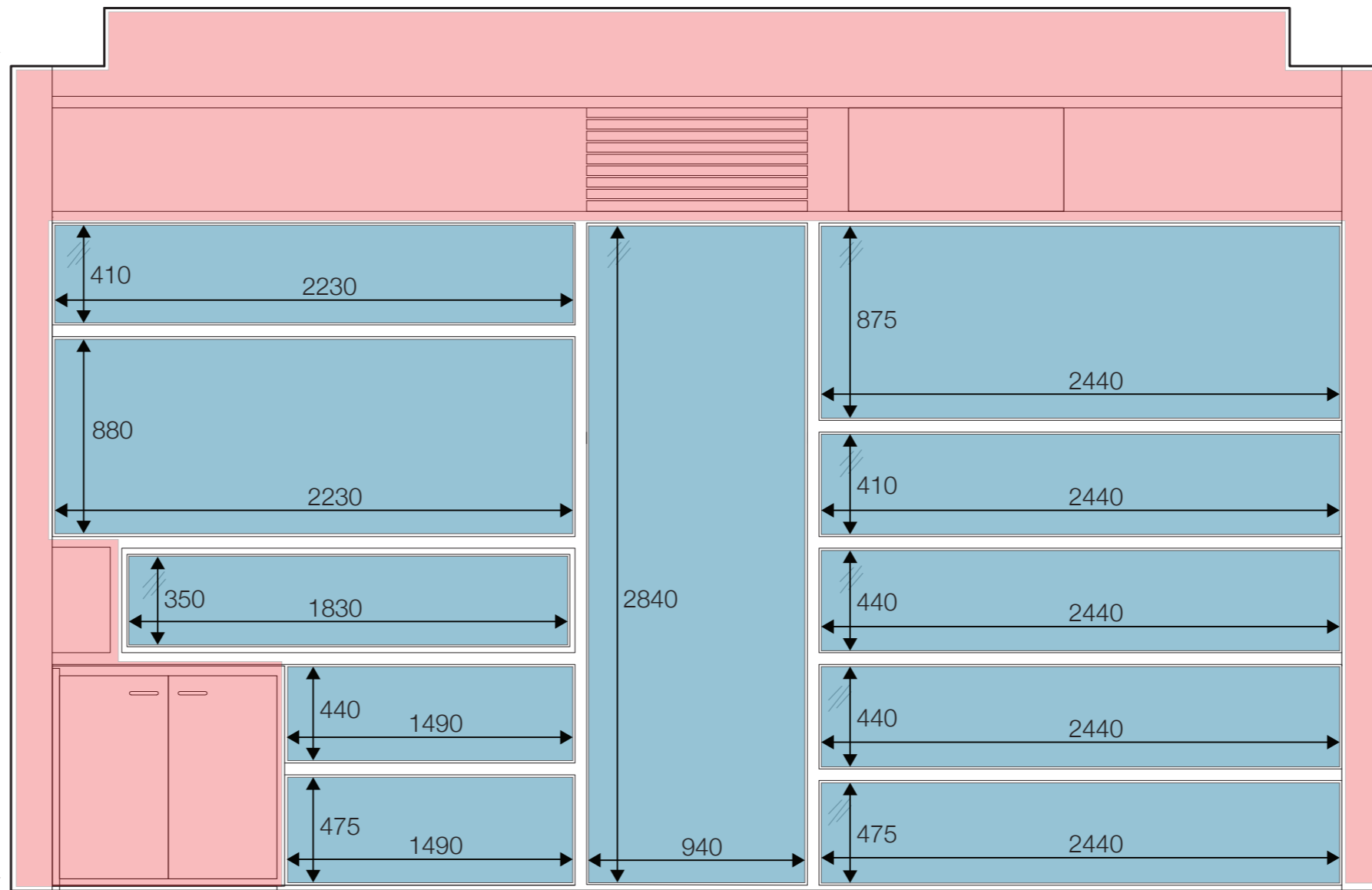
## East Elevation

Scale 1:25 MSD Events & Exhibitions. REPORT DATE: Dec. 2016. CONDUCTED BY: Zack Dahdoule

**TOTAL DISPLAY AREA: 25.72 m<sup>2</sup>**

- Felt (pins), **TOTAL: 11.21 m<sup>2</sup>**
- Solid Surface / White Board (Blue Tac / Magnets), **TOTAL: 14.51 m<sup>2</sup>**
- NON-DISPLAY SURFACE

NOTE: This Drawing is Colour-Sensitive



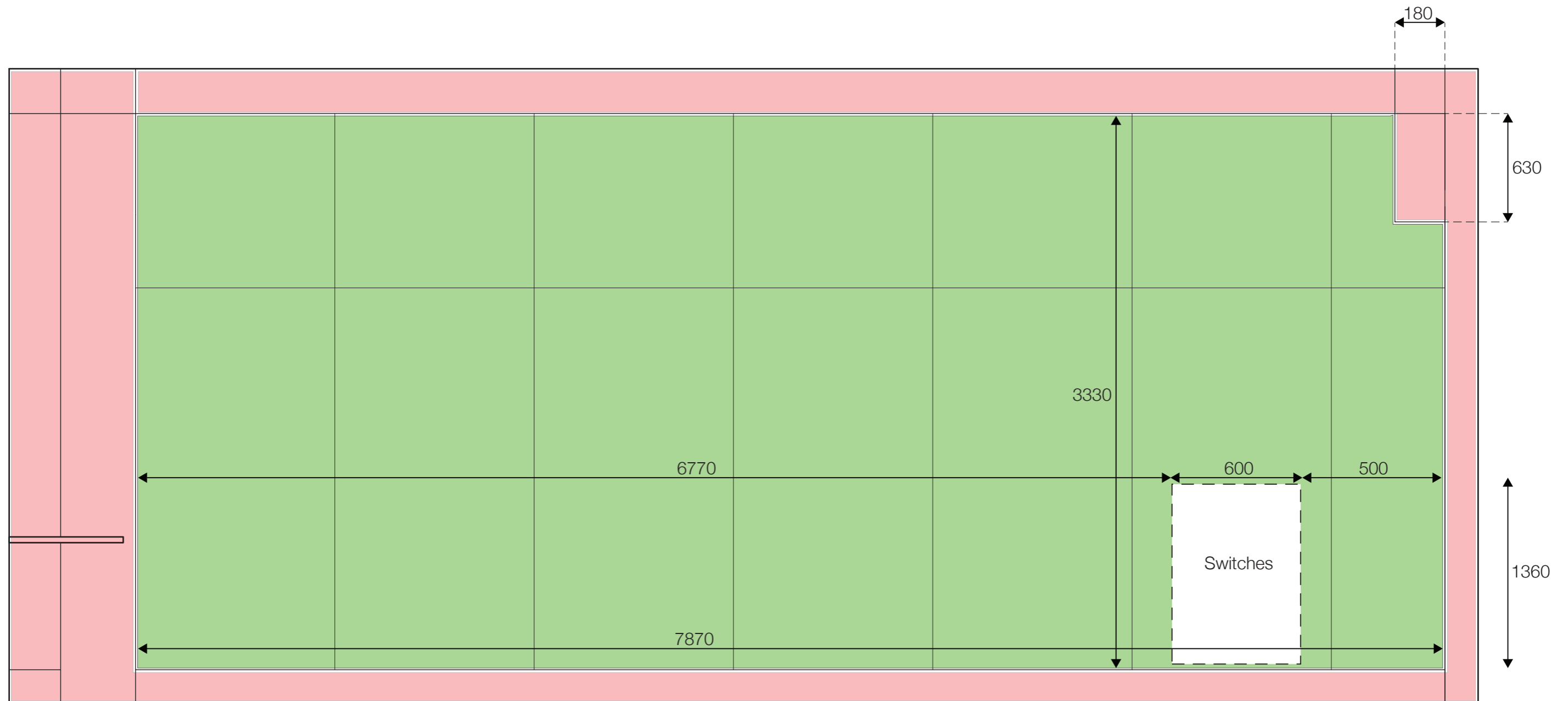
## STUDIO 140 South Elevation

Scale 1:25 MSD Events & Exhibitions. REPORT DATE: Dec. 2016. CONDUCTED BY: Zack Dahdoule

**TOTAL DISPLAY AREA: 0 m<sup>2</sup> (NOT inc. Glass 14.00m<sup>2</sup>)**

- Felt (pins), **TOTAL: -**
- Solid Surface / White Board (Blue Tac / Magnets), **TOTAL: -**
- Glass, **TOTAL: 14.00m<sup>2</sup>**  **NON-DISPLAY SURFACE**

NOTE: This Drawing is Colour-Sensitive



# STUDIO 140

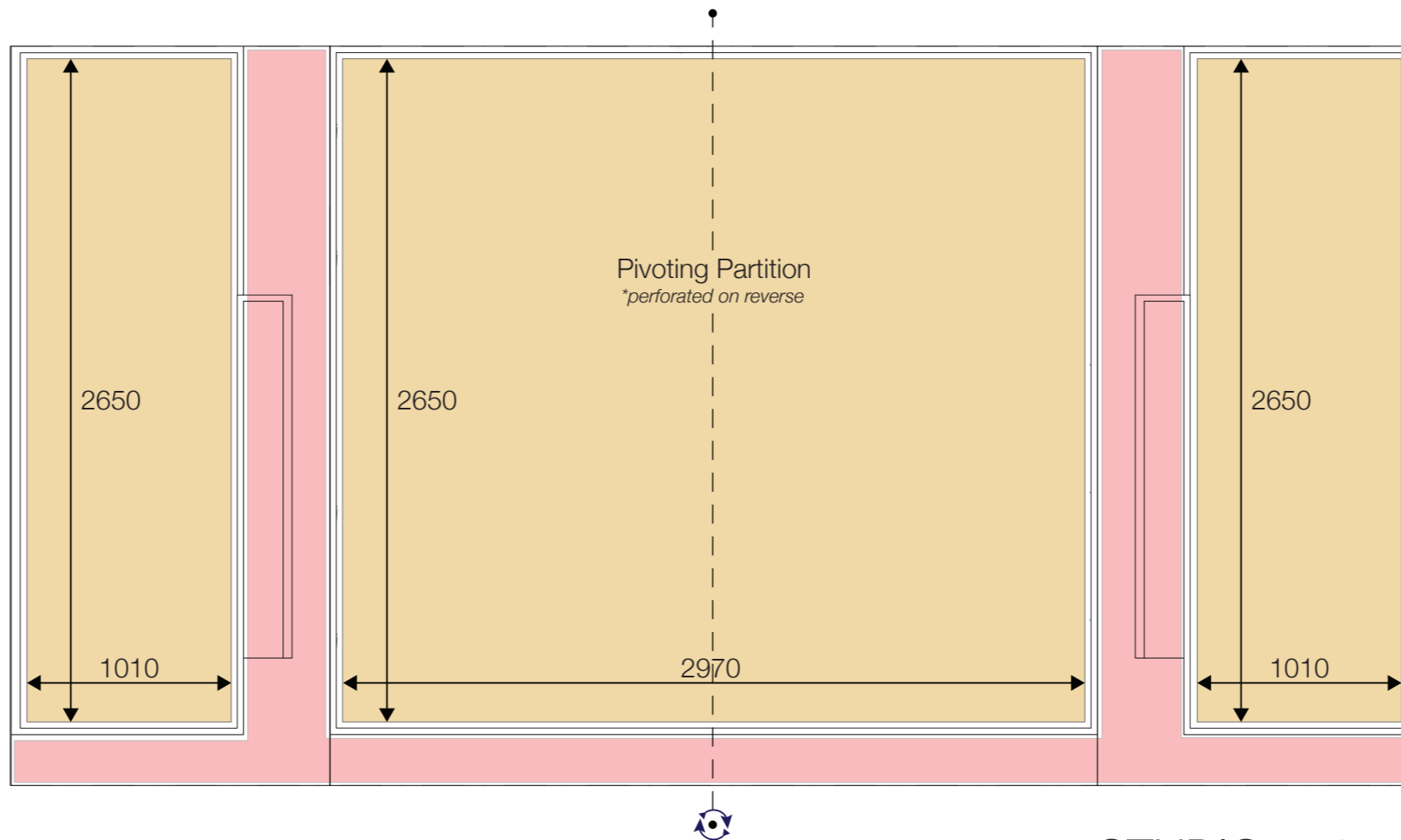
## West Elevation

Scale 1:25 MSD Events & Exhibitions. REPORT DATE: Dec. 2016. CONDUCTED BY: Zack Dahdoule

**TOTAL DISPLAY AREA: 25.28m<sup>2</sup>**

- Felt (pins), **TOTAL: 25.28 m<sup>2</sup>**
- Solid Surface / White Board (Blue Tac / Magnets), **TOTAL: -**
- NON-DISPLAY SURFACE**

NOTE: This Drawing is Colour-Sensitive



## STUDIO 140 Corridor Elevation

Scale 1:25 MSD Events & Exhibitions. REPORT DATE: Dec. 2016. CONDUCTED BY: Zack Dahdoule

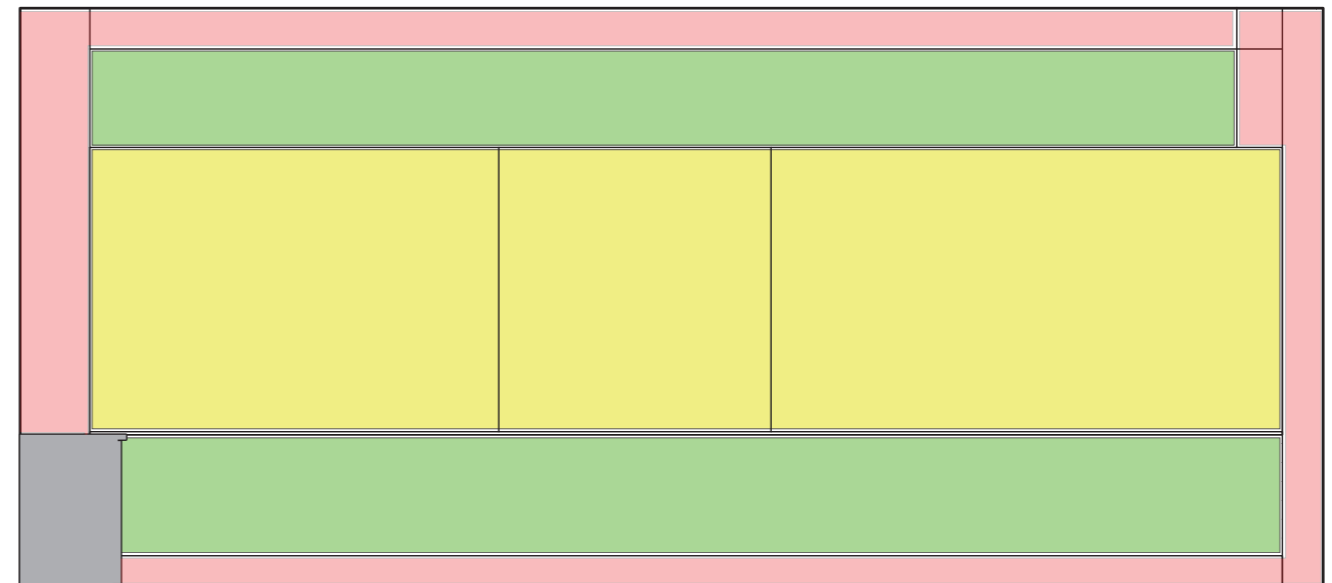
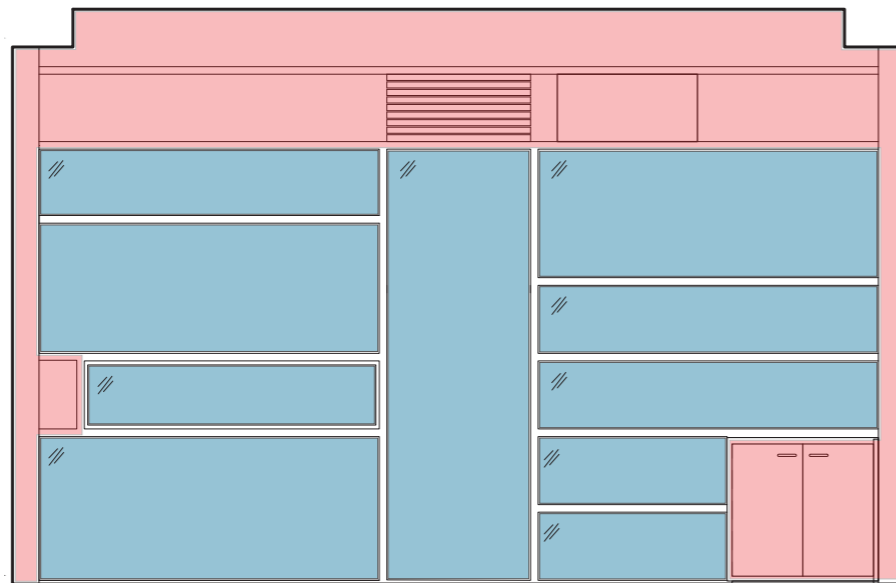

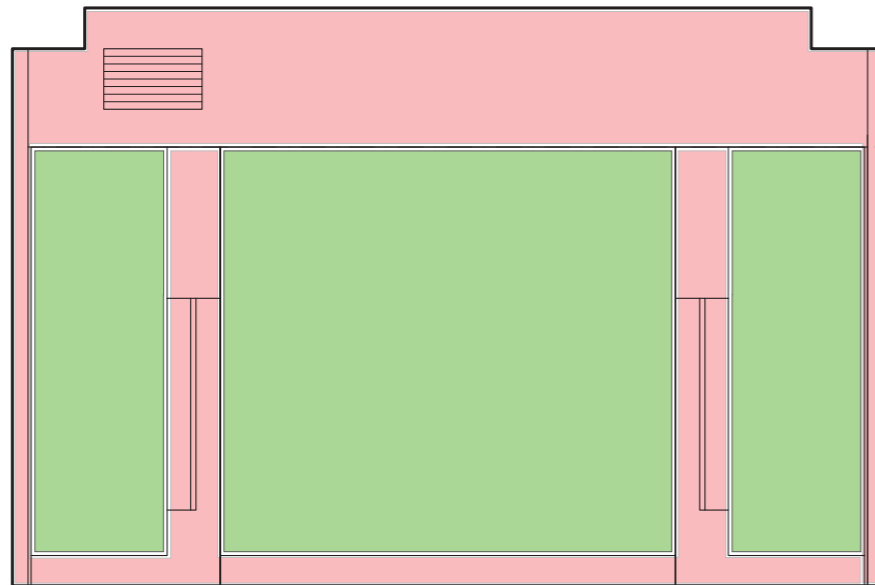
**TOTAL DISPLAY AREA: 13.22 m<sup>2</sup>**

- Felt (pins), TOTAL: -
- Perforated Timber (T-Pins ONLY), TOTAL: 13.22 m<sup>2</sup>

NOTE: This Drawing is Colour-Sensitive

# STUDIO 141

TOTAL (INTERNAL) DISPLAY AREA: 64.56 m<sup>2</sup>

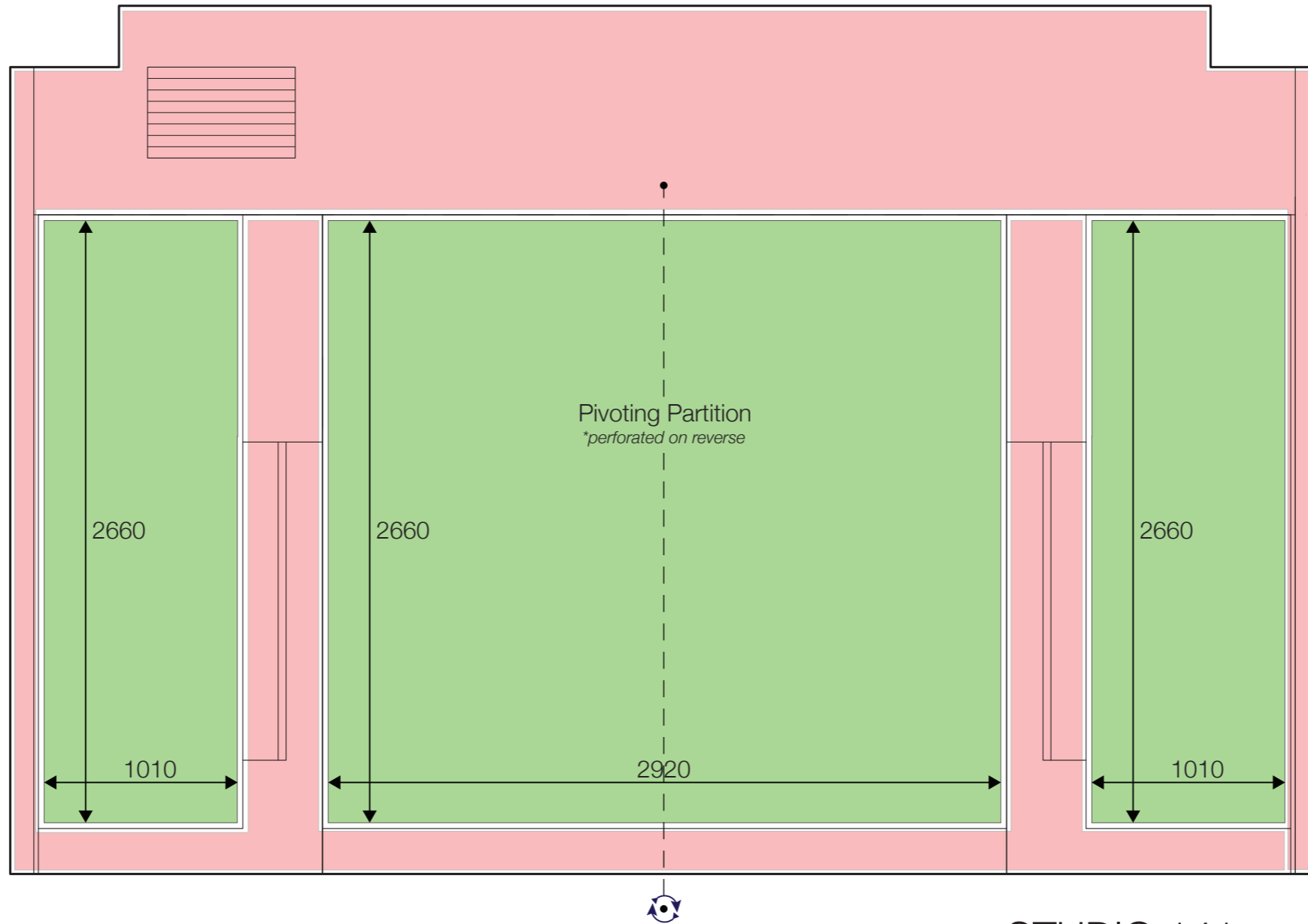


MSD Events & Exhibitions. REPORT DATE: Dec. 2016. CONDUCTED BY: Zack Dahdoule

## STUDIO 141- North, East, South, West Elevations

MATERIAL SPECIFIC DISPLAY AREAS:

-  Felt (pins), TOTAL: 50.24 m<sup>2</sup>
-  Solid Surface / White Board (Blue Tac / Magnets), TOTAL: 14.32 m<sup>2</sup>
-  Glass, TOTAL: 13.29m<sup>2</sup>  NON-DISPLAY SURFACE



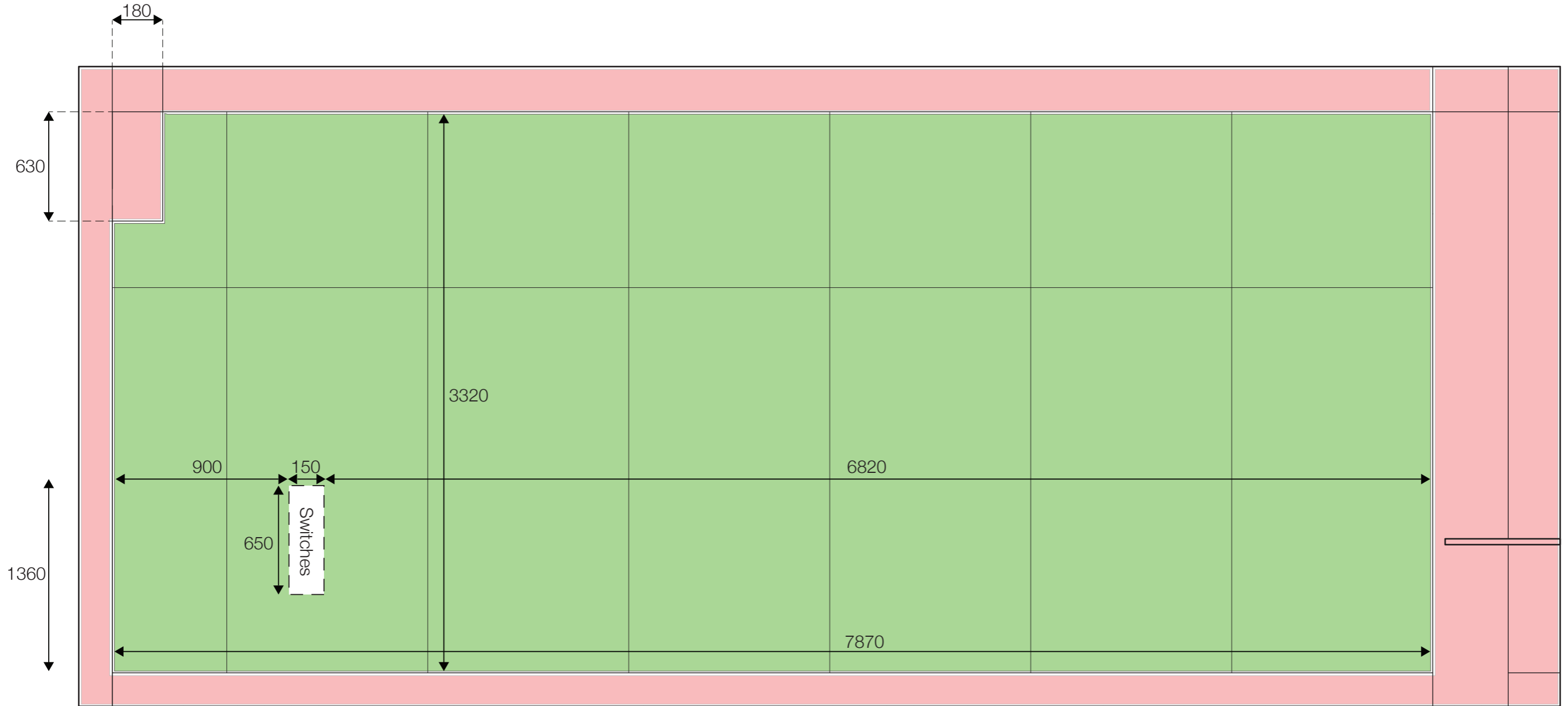
## STUDIO 141 North Elevation

Scale 1:25 MSD Events & Exhibitions. REPORT DATE: Dec. 2016. CONDUCTED BY: Zack Dahdoule

**TOTAL DISPLAY AREA: 13.15 m<sup>2</sup>**

- Felt (pins), **TOTAL: 13.15 m<sup>2</sup>**
- Solid Surface / White Board (Blue Tac / Magnets), **TOTAL: -**
- NON-DISPLAY SURFACE**

NOTE: This Drawing is Colour-Sensitive



# STUDIO 141

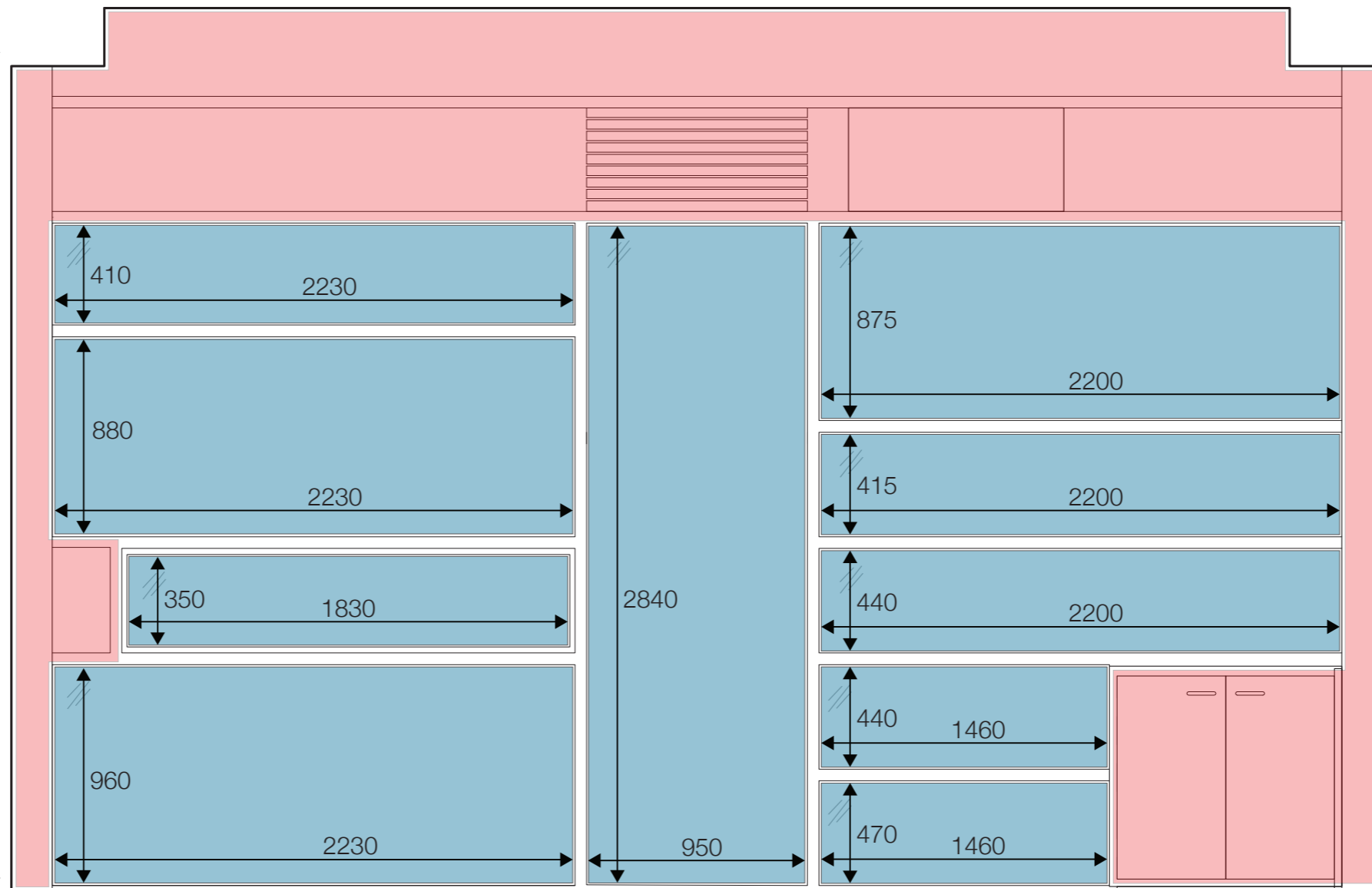
## East Elevation

Scale 1:25 MSD Events & Exhibitions. REPORT DATE: Dec. 2016. CONDUCTED BY: Zack Dahdoule

**TOTAL DISPLAY AREA: 25.92 m<sup>2</sup>**

- Felt (pins), **TOTAL: 25.92 m<sup>2</sup>**
- Solid Surface / White Board (Blue Tac / Magnets), **TOTAL: -**
- NON-DISPLAY SURFACE**

NOTE: This Drawing is Colour-Sensitive



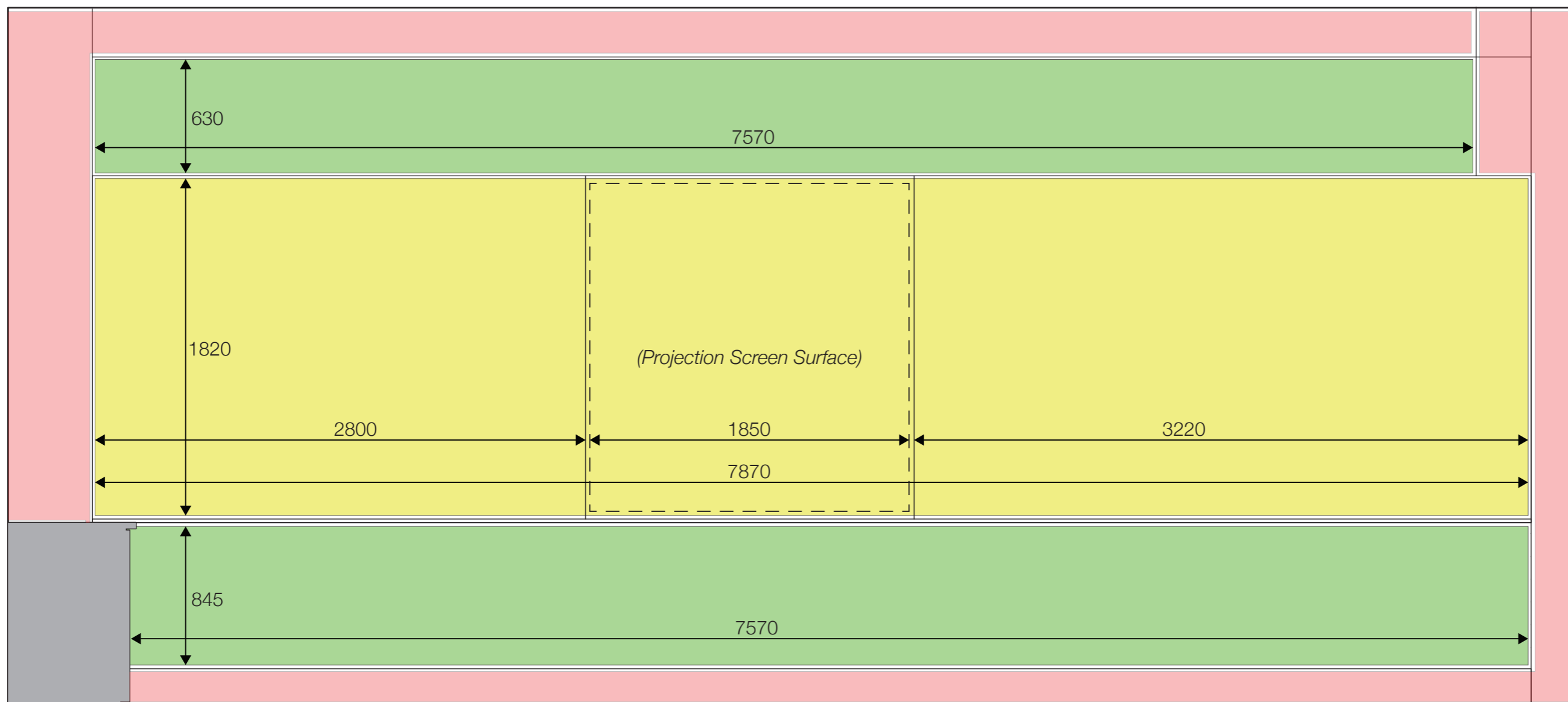
## STUDIO 141 South Elevation

Scale 1:25 MSD Events & Exhibitions. REPORT DATE: Dec. 2016. CONDUCTED BY: Zack Dahdoule

**TOTAL DISPLAY AREA: 0 m<sup>2</sup>** (NOT inc. Glass 13.29m<sup>2</sup>)

- Felt (pins), **TOTAL: -**
- Solid Surface / White Board (Blue Tac / Magnets), **TOTAL: -**
- Glass, **TOTAL: 13.29m<sup>2</sup>**  **NON-DISPLAY SURFACE**

NOTE: This Drawing is Colour-Sensitive



# STUDIO 141

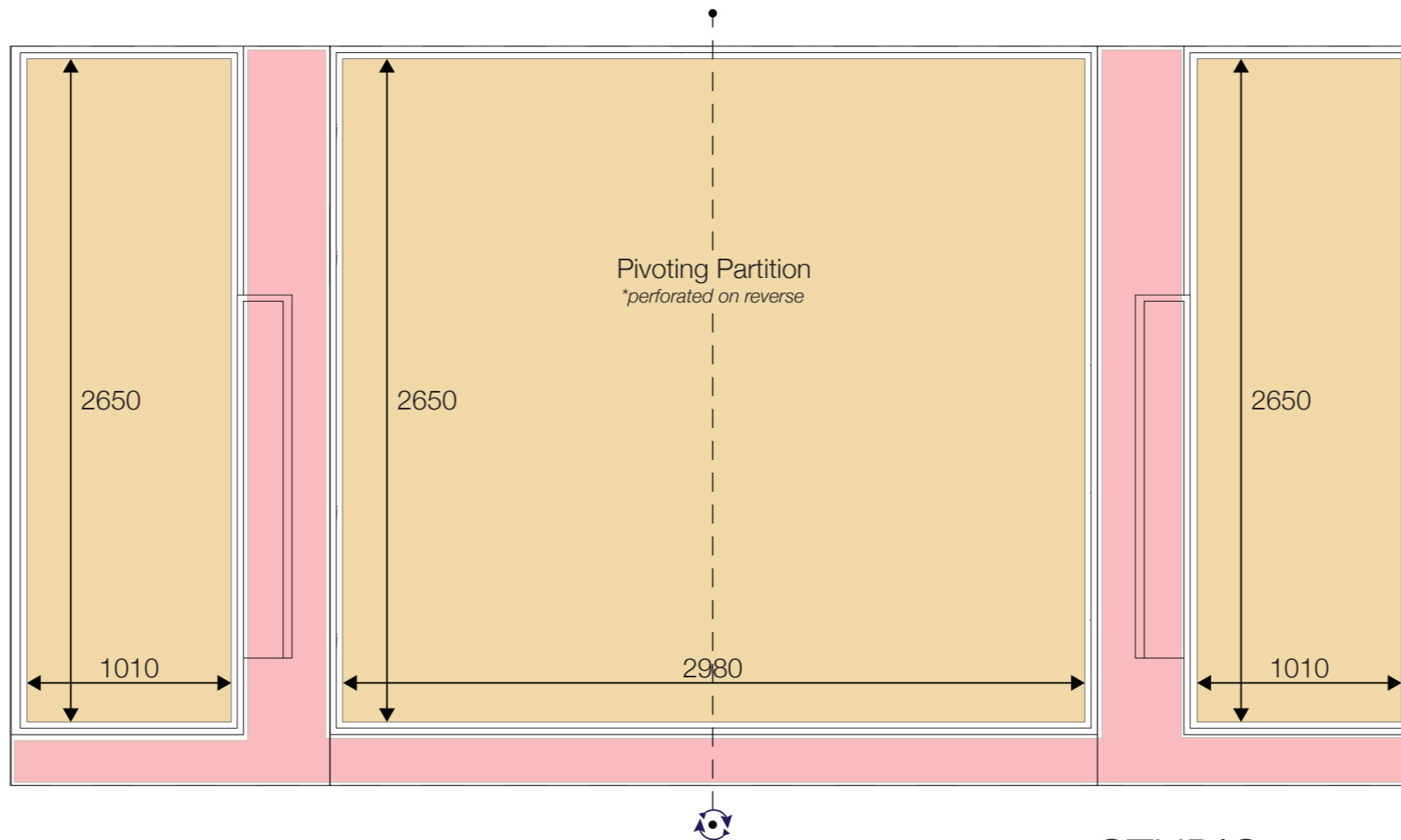
## West Elevation

Scale 1:25 MSD Events & Exhibitions. REPORT DATE: Dec. 2016. CONDUCTED BY: Zack Dahdoule

**TOTAL DISPLAY AREA: 25.49 m<sup>2</sup>**

- Felt (pins), **TOTAL: 11.17 m<sup>2</sup>**
- Solid Surface / White Board (Blue Tac / Magnets), **TOTAL: 14.32 m<sup>2</sup>**
- NON-DISPLAY SURFACE

NOTE: This Drawing is Colour-Sensitive



STUDIO 141  
Corridor Elevation

Scale 1:25

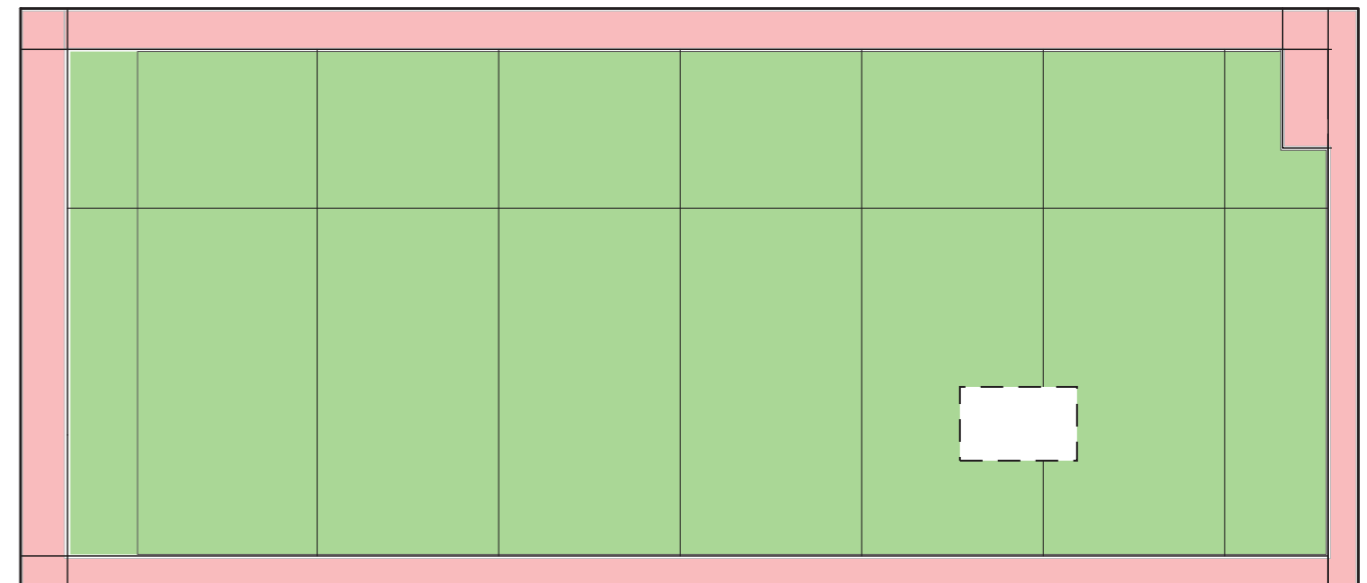
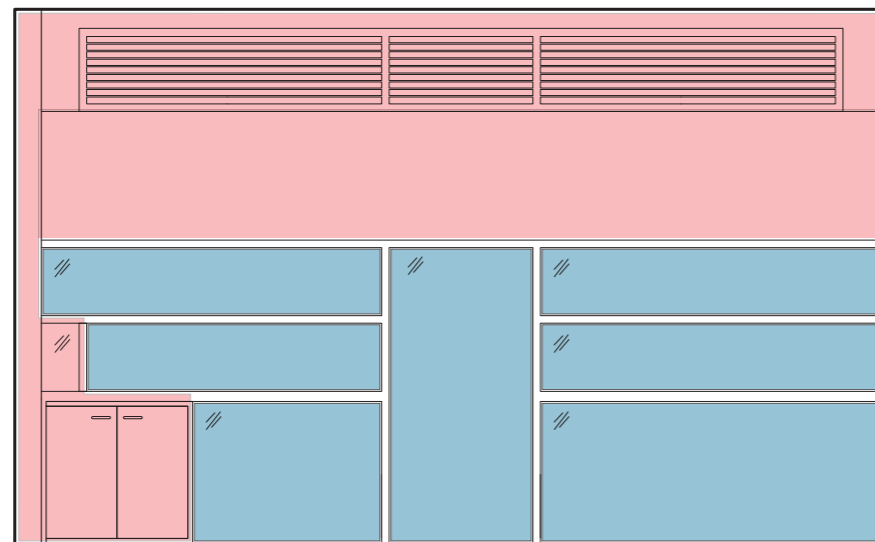
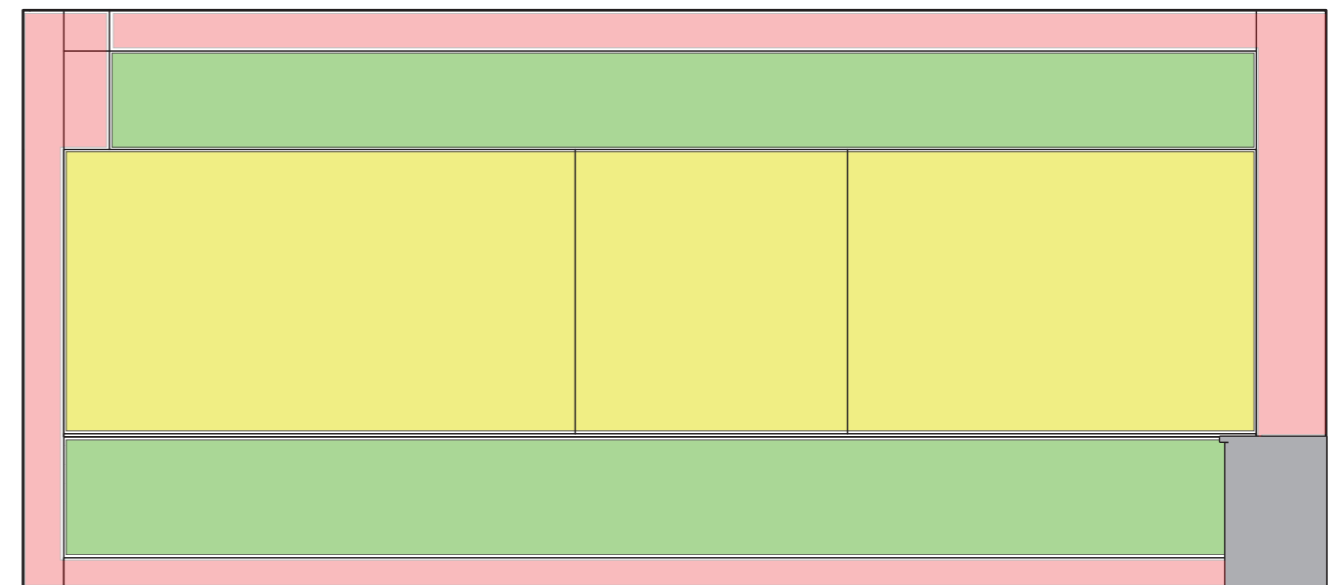
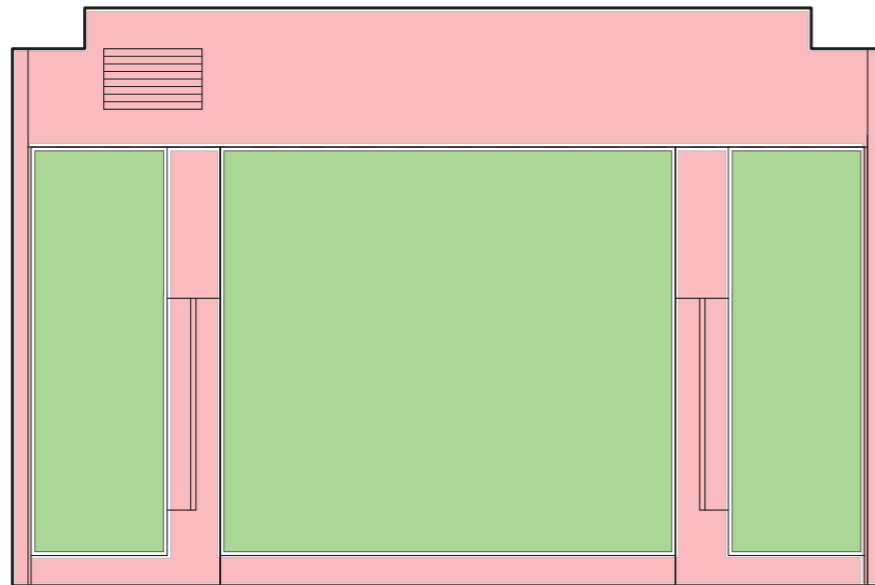
TOTAL DISPLAY AREA: 13.25 m<sup>2</sup>

- Felt (pins), TOTAL: -
- Perforated Timber (T-Pins ONLY), TOTAL: 13.25 m<sup>2</sup>

NOTE: This Drawing is Colour-Sensitive

# STUDIO 142


TOTAL (INTERNAL) DISPLAY AREA: 65.96 m<sup>2</sup>

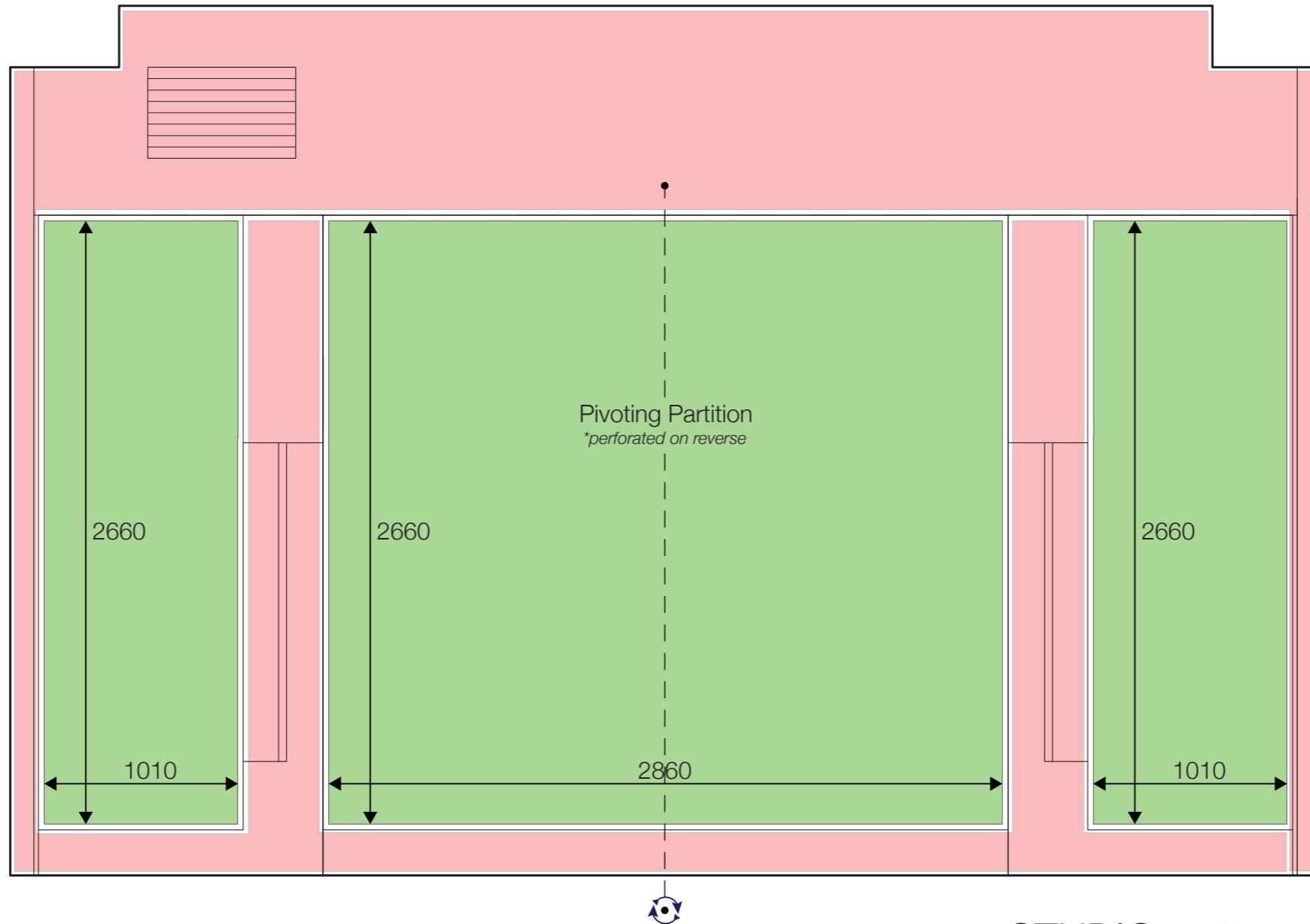


MSD Events & Exhibitions. REPORT DATE: Dec. 2016. CONDUCTED BY: Zack Dahdoule

## STUDIO 142- North, East, South, West Elevations

MATERIAL SPECIFIC DISPLAY AREAS:

-  Felt (pins), TOTAL: 51.55 m<sup>2</sup>
-  Solid Surface / White Board (Blue Tac / Magnets), TOTAL: 14.32 m<sup>2</sup>
-  Glass, TOTAL: 8.77 m<sup>2</sup>  NON-DISPLAY SURFACE



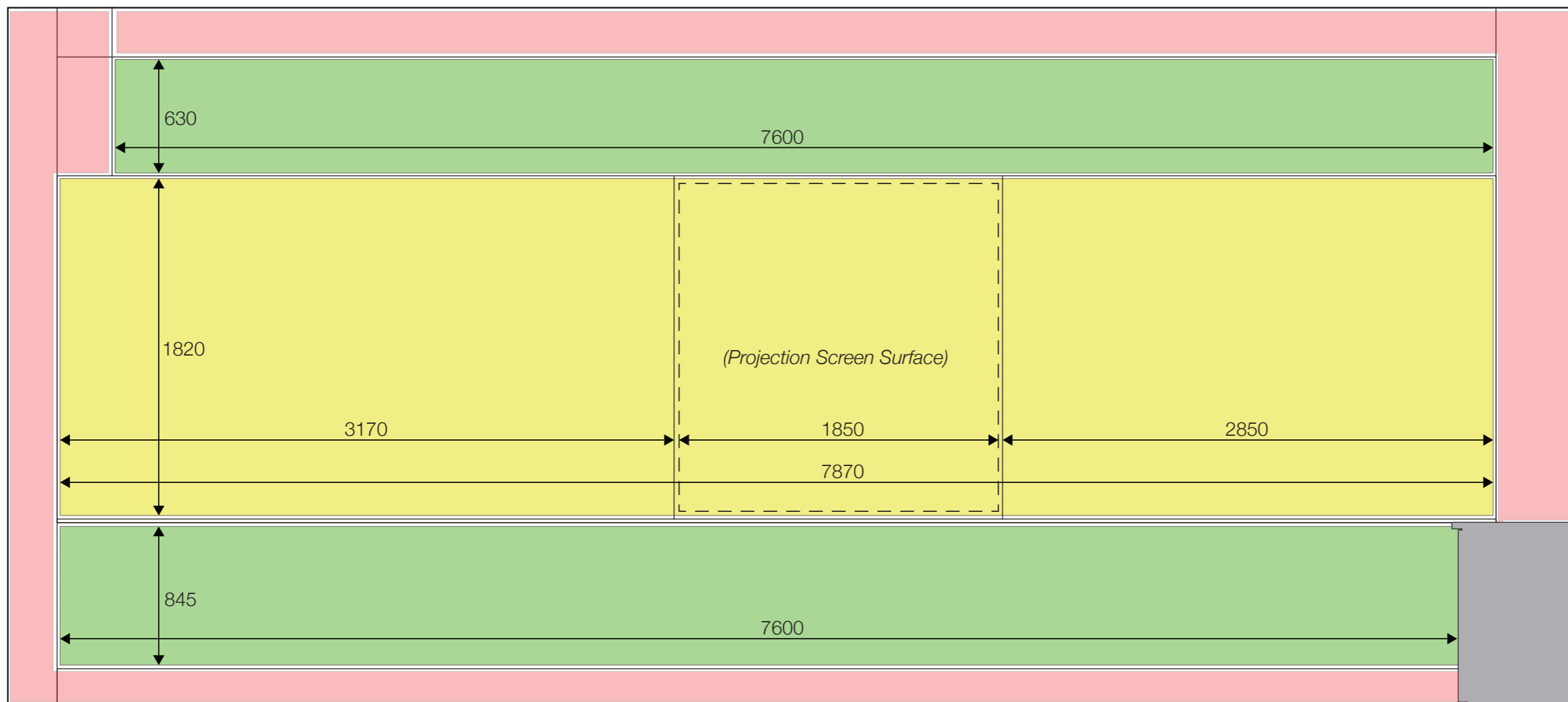
## STUDIO 142 North Elevation

Scale 1:25 MSD Events & Exhibitions. REPORT DATE: Dec. 2016. CONDUCTED BY: Zack Dahdoule

**TOTAL DISPLAY AREA: 13.00 m<sup>2</sup>**

- Felt (pins), **TOTAL: 13.00 m<sup>2</sup>**
- Solid Surface / White Board (Blue Tac / Magnets), **TOTAL: -**
- NON-DISPLAY SURFACE**

NOTE: This Drawing is Colour-Sensitive



## STUDIO 142

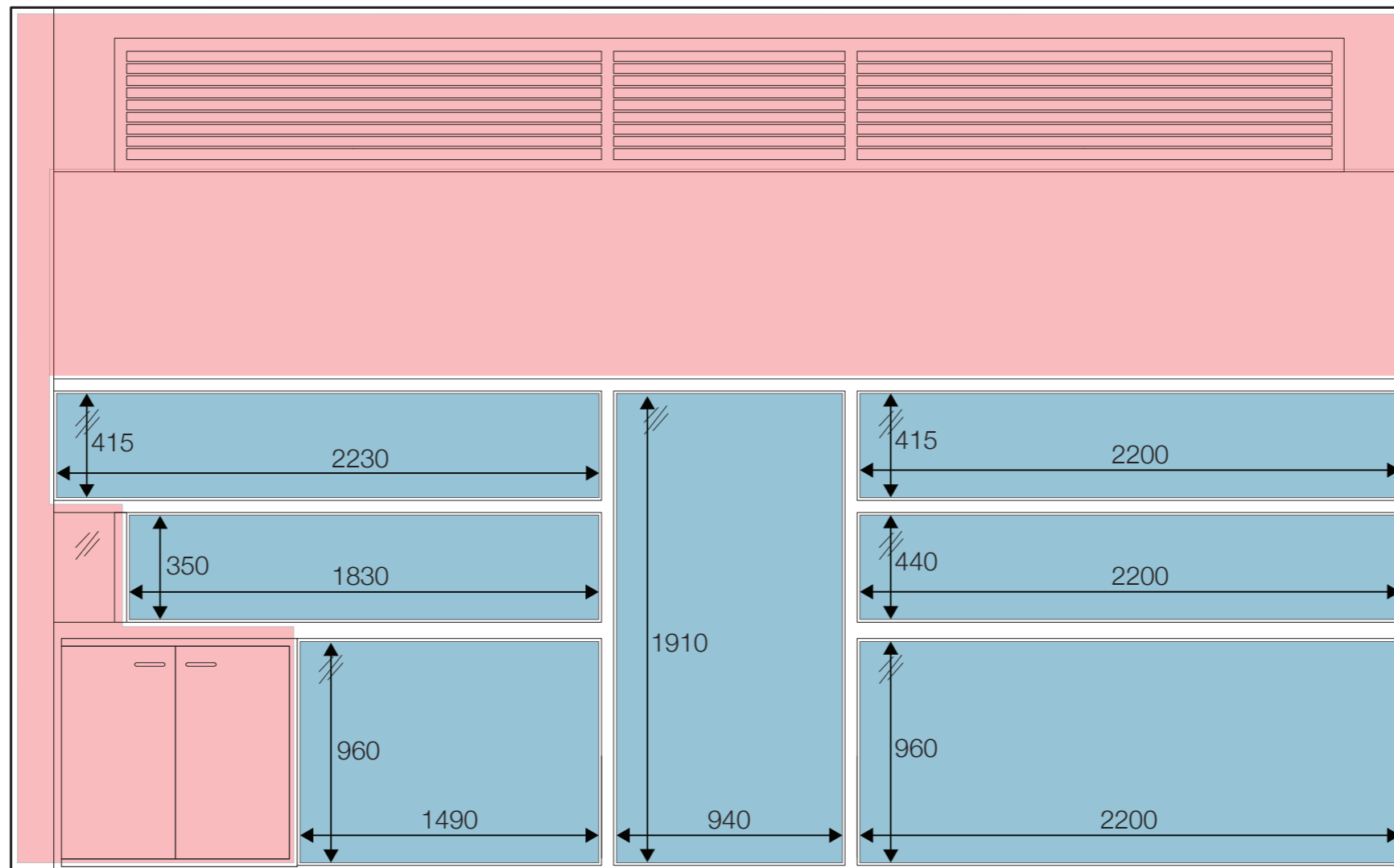
### East Elevation

Scale 1:25 MSD Events & Exhibitions. REPORT DATE: Dec. 2016. CONDUCTED BY: Zack Dahdoule

**TOTAL DISPLAY AREA: 25.53 m<sup>2</sup>**

- Felt (pins), **TOTAL: 11.21 m<sup>2</sup>**
- Solid Surface / White Board (Blue Tac / Magnets), **TOTAL: 14.32 m<sup>2</sup>**
- NON-DISPLAY SURFACE

NOTE: This Drawing is Colour-Sensitive



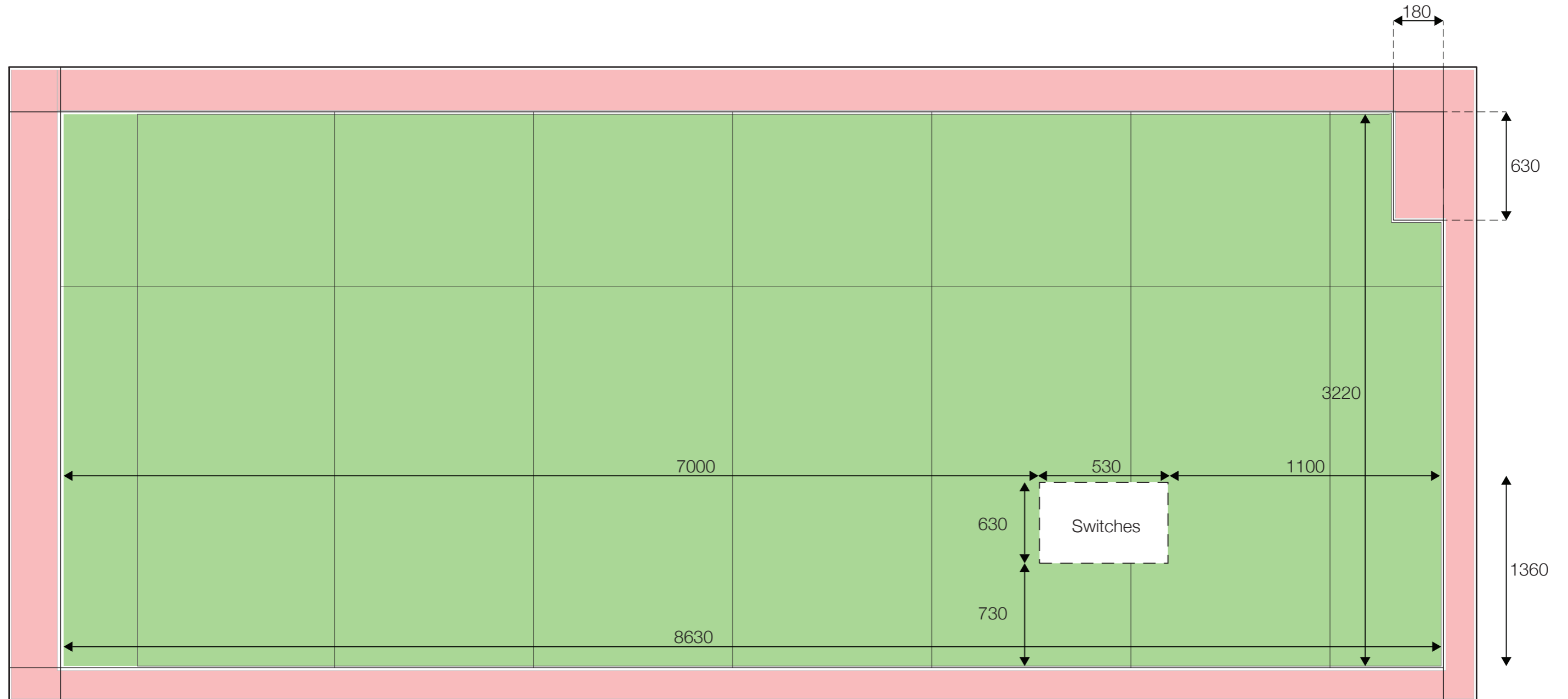
## STUDIO 142 South Elevation

Scale 1:25 MSD Events & Exhibitions. REPORT DATE: Dec. 2016. CONDUCTED BY: Zack Dahdoule

**TOTAL DISPLAY AREA: 5.64 m<sup>2</sup> (NOT inc. Glass 8.77m<sup>2</sup>)**

- Felt (pins), **TOTAL: -**
- Solid Surface / White Board (Blue Tac / Magnets), **TOTAL: -**
- Glass, **TOTAL: 8.77 m<sup>2</sup>**  **NON-DISPLAY SURFACE**

NOTE: This Drawing is Colour-Sensitive



## STUDIO 142

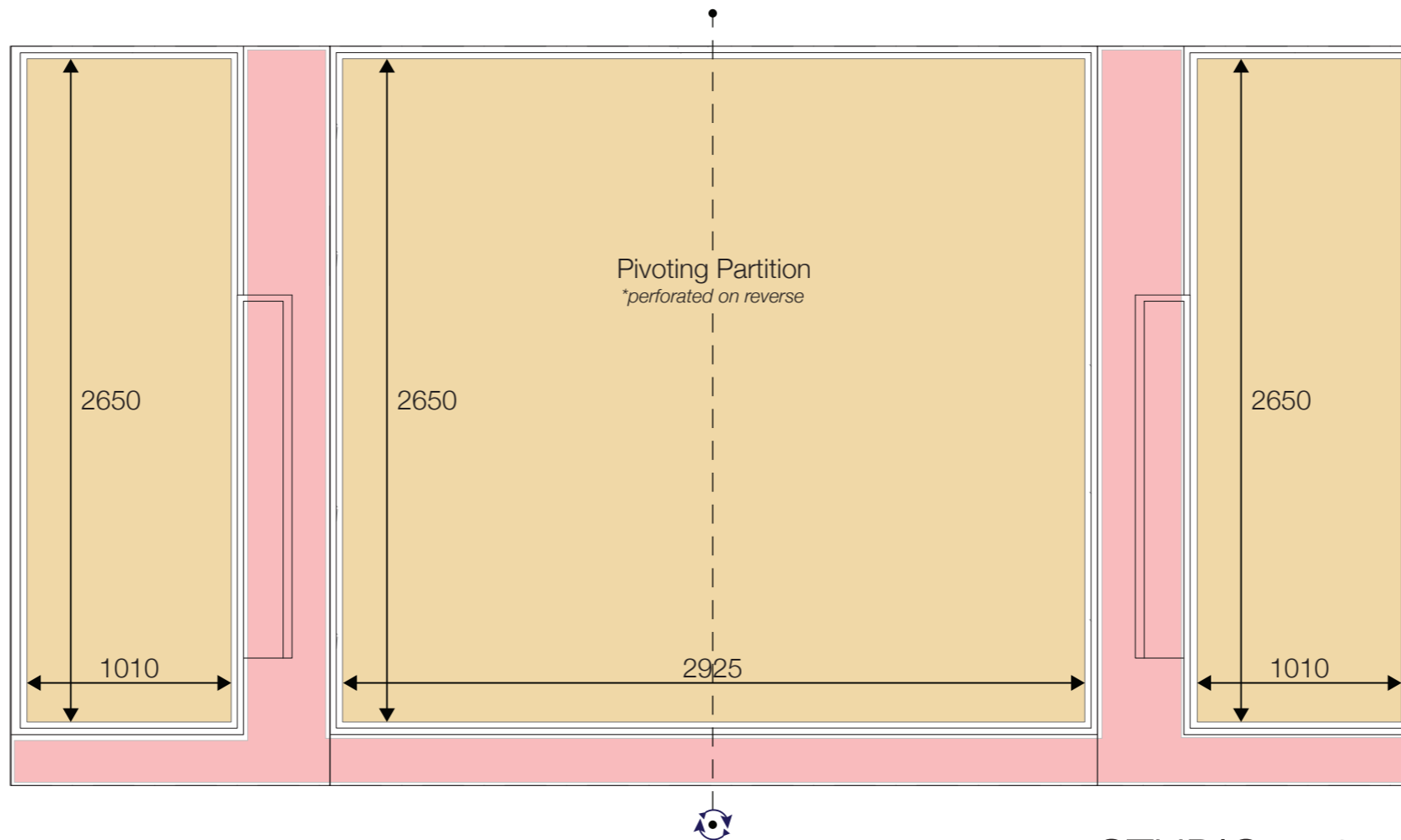
### West Elevation

Scale 1:25 MSD Events & Exhibitions. REPORT DATE: Dec. 2016. CONDUCTED BY: Zack Dahdoule

**TOTAL DISPLAY AREA: 27.34m<sup>2</sup>**

- Felt (pins), **TOTAL: 27.34 m<sup>2</sup>**
- Solid Surface / White Board (Blue Tac / Magnets), **TOTAL: -**
- NON-DISPLAY SURFACE**

NOTE: This Drawing is Colour-Sensitive



## STUDIO 142 Corridor Elevation

Scale 1:25 MSD Events & Exhibitions. REPORT DATE: Dec. 2016. CONDUCTED BY: Zack Dahdoule

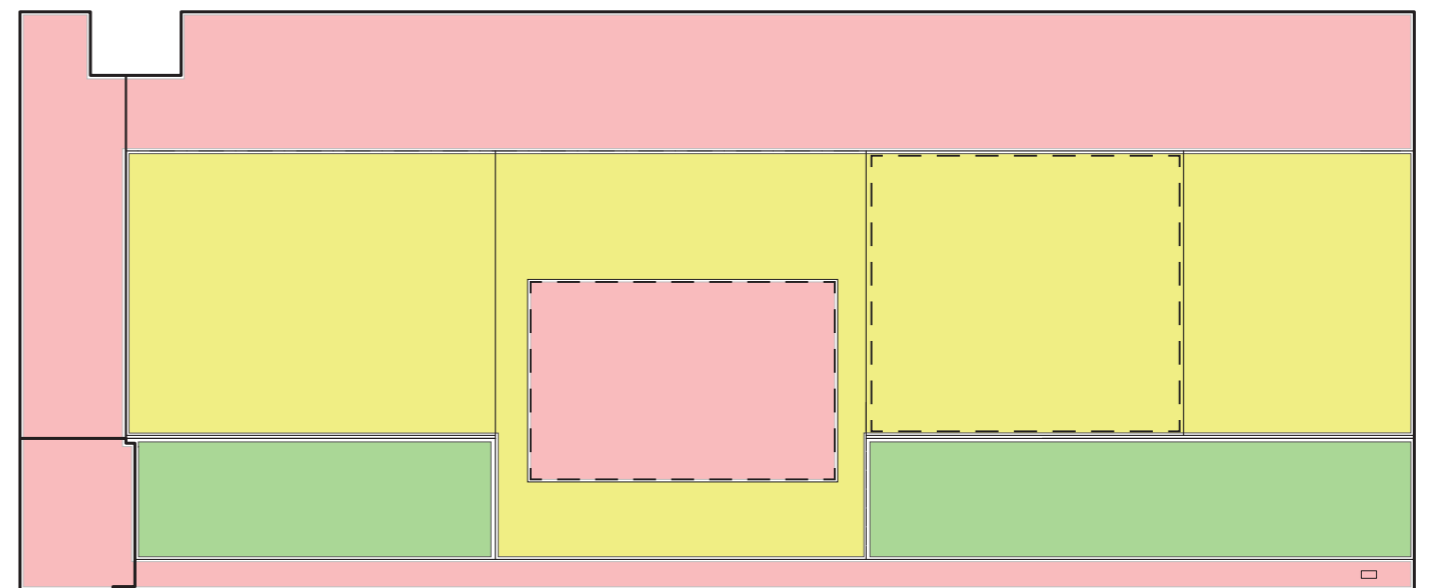
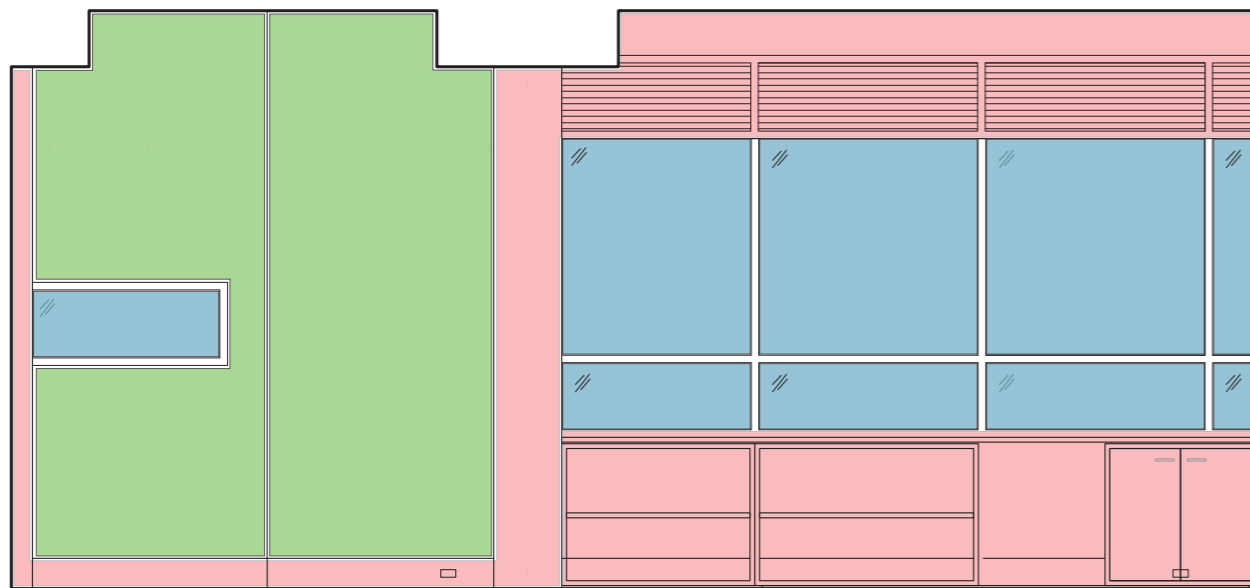

**TOTAL DISPLAY AREA: 13.10 m<sup>2</sup>**

- Felt (pins), TOTAL: -
- Perforated Timber (T-Pins ONLY), TOTAL: 13.10 m<sup>2</sup>

NOTE: This Drawing is Colour-Sensitive

# STUDIO 144

TOTAL (INTERNAL) DISPLAY AREA: 79.78m<sup>2</sup>

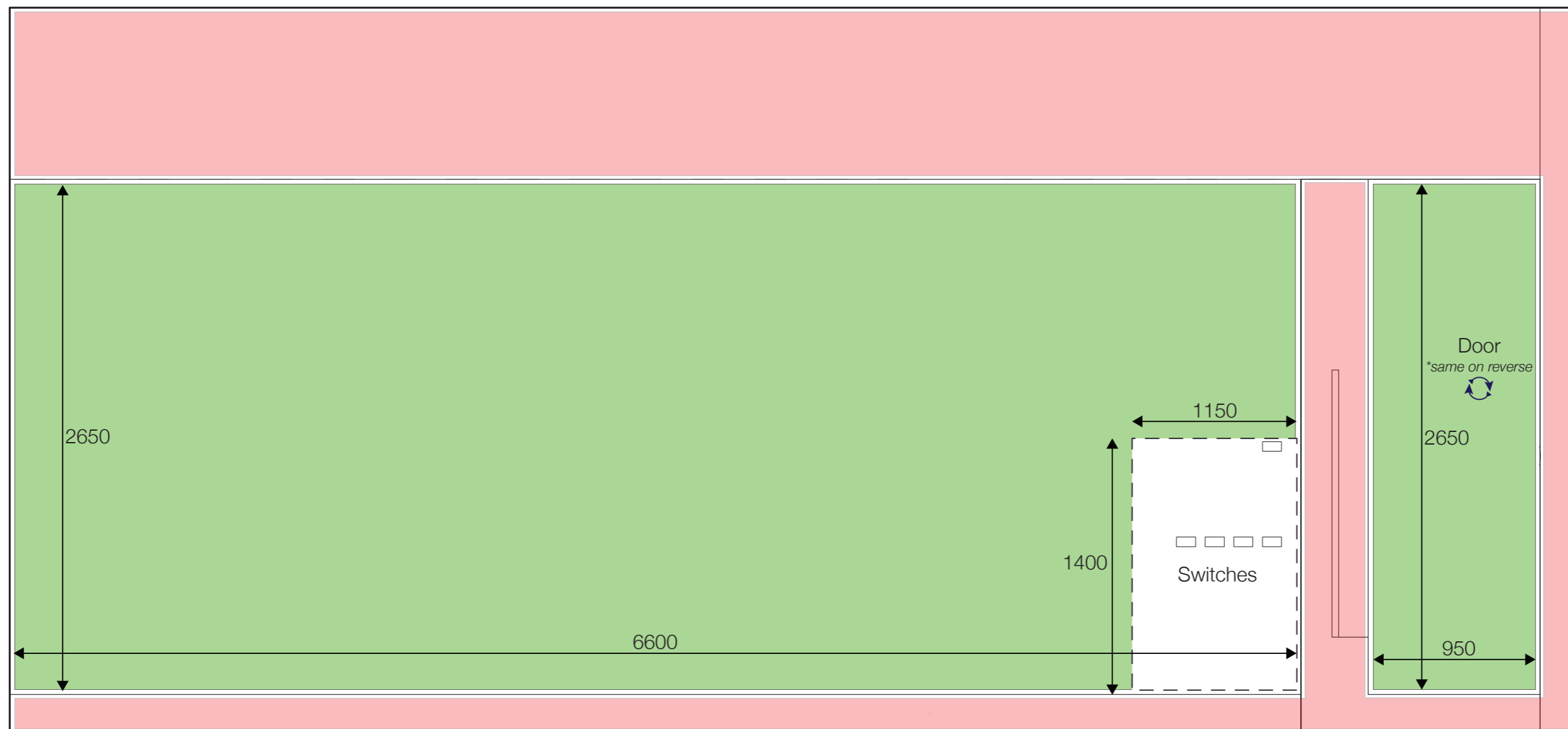


MSD Events & Exhibitions. REPORT DATE: Dec. 2016. CONDUCTED BY: Zack Dahdoule

## STUDIO 144- North, East, South, West Elevations

MATERIAL SPECIFIC DISPLAY AREAS:

-  Felt (pins), TOTAL: 64.69 m<sup>2</sup>
-  Solid Surface / White Board (Blue Tac / Magnets), TOTAL: 15.09 m<sup>2</sup>
-  Glass, TOTAL: 8.16 m<sup>2</sup>
-  NON-DISPLAY SURFACE



# STUDIO 144


## North Elevation

Scale 1:25 MSD Events & Exhibitions. REPORT DATE: Dec. 2016. CONDUCTED BY: Zack Dahdoule

**TOTAL DISPLAY AREA: 18.40 m<sup>2</sup>**

- Felt (pins), **TOTAL: 18.40 m<sup>2</sup>**
- Solid Surface / White Board (Blue Tac / Magnets), **TOTAL: -**
- NON-DISPLAY SURFACE**

NOTE: This Drawing is Colour-Sensitive



# STUDIO 144

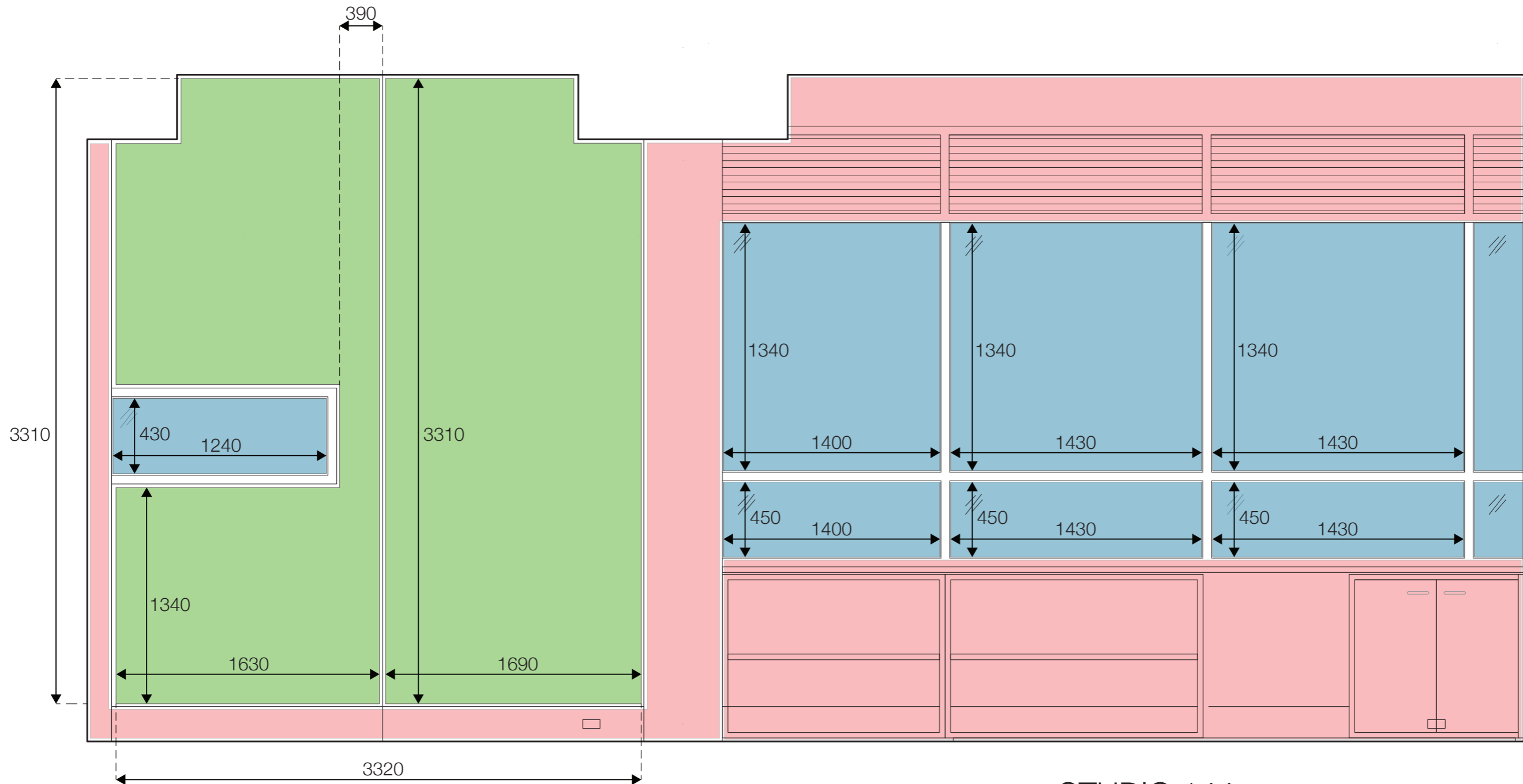
## East Elevation

Scale 1:25 MSD Events & Exhibitions. REPORT DATE: Dec. 2016. CONDUCTED BY: Zack Dahdoule

**TOTAL DISPLAY AREA: 31.37 m<sup>2</sup>**

- Felt (pins), **TOTAL: 31.37 m<sup>2</sup>**
- Solid Surface / White Board (Blue Tac / Magnets), **TOTAL: -**
- NON-DISPLAY SURFACE**

NOTE: This Drawing is Colour-Sensitive



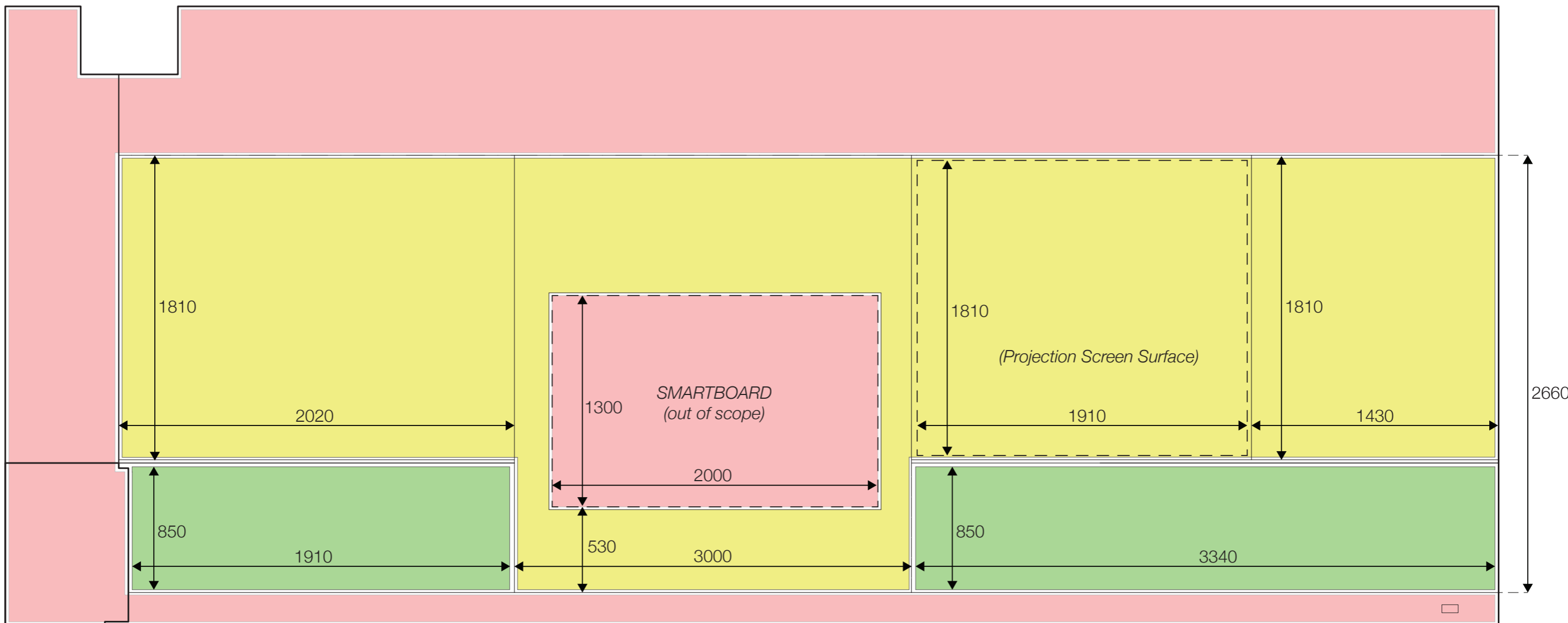
## STUDIO 144 South Elevation

Scale 1:25 MSD Events & Exhibitions. REPORT DATE: Dec. 2016. CONDUCTED BY: Zack Dahdoule

**TOTAL DISPLAY AREA: 10.46m<sup>2</sup> (NOT inc. Glass 8.16m<sup>2</sup>)**

- Felt (pins), **TOTAL: 10.46 m<sup>2</sup>**
- Solid Surface / White Board (Blue Tac / Magnets), **TOTAL: -**
- Glass, **TOTAL: 8.16 m<sup>2</sup>**  **NON-DISPLAY SURFACE**

NOTE: This Drawing is Colour-Sensitive



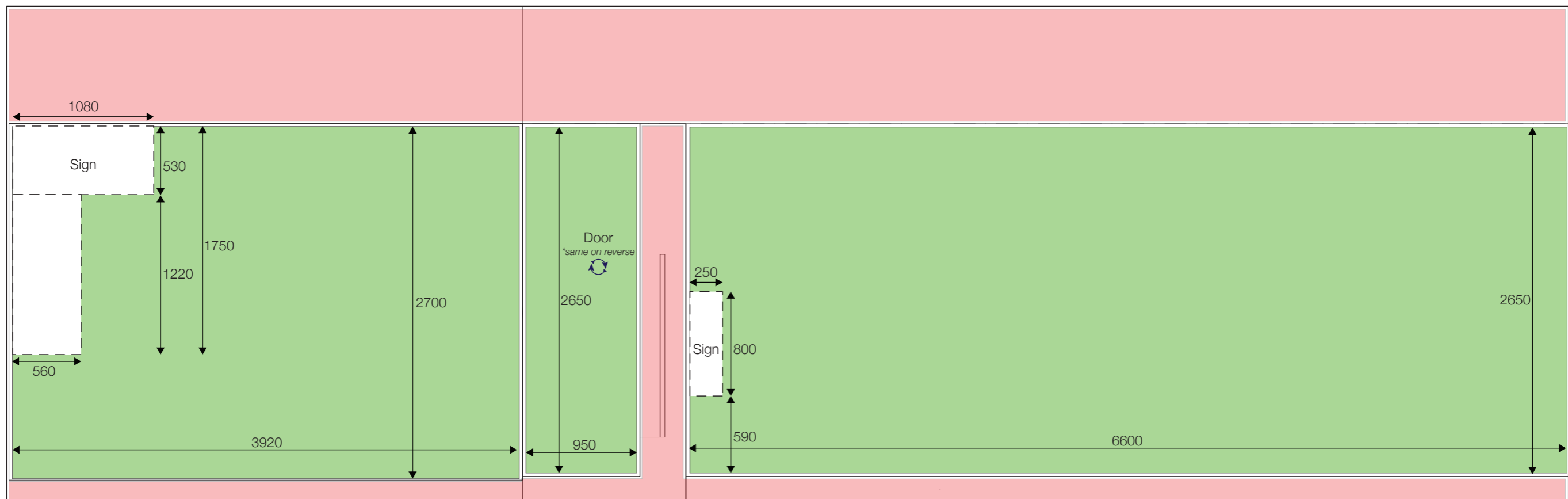
**STUDIO 144**  
**West Elevation**

Scale 1:25 MSD Events & Exhibitions. REPORT DATE: Dec. 2016. CONDUCTED BY: Zack Dahdoule

**TOTAL DISPLAY AREA: 19.55 m<sup>2</sup>**

- Felt (pins), **TOTAL: 4.46 m<sup>2</sup>**
- Solid Surface / White Board (Blue Tac / Magnets), **TOTAL: 15.09 m<sup>2</sup>**
- NON-DISPLAY SURFACE

NOTE: This Drawing is Colour-Sensitive



## STUDIO 144 Corridor Elevation

NOT TO SCALE MSD Events & Exhibitions. REPORT DATE: Dec. 2016. CONDUCTED BY: Zack Dahdoule



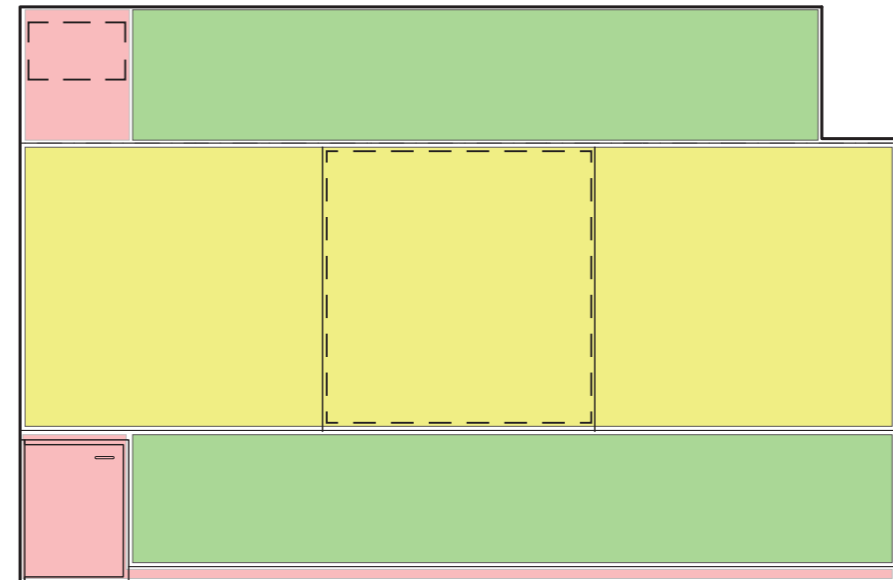
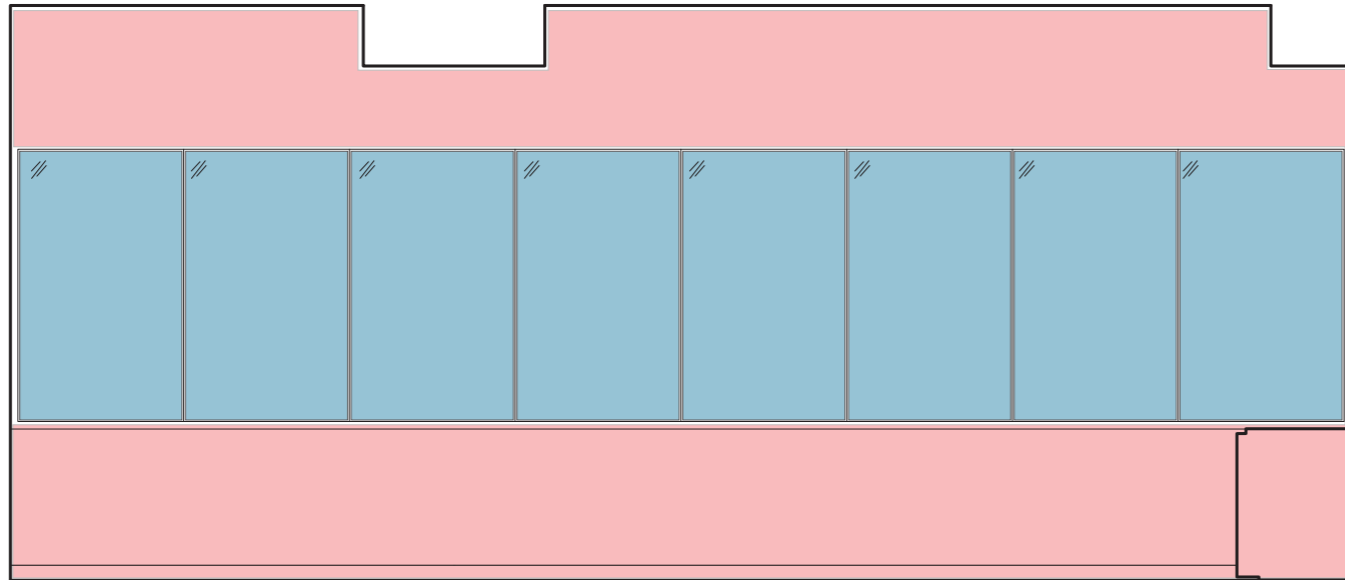
**TOTAL DISPLAY AREA: 29.14 m<sup>2</sup>**

- Felt (pins), **TOTAL: 29.14 m<sup>2</sup>**
- Perforated Timber (T-Pins ONLY), **TOTAL: -**

*NOTE: This Drawing is Colour-Sensitive*

# STUDIO 227

TOTAL (INTERNAL) DISPLAY AREA: 69.69 m<sup>2</sup>

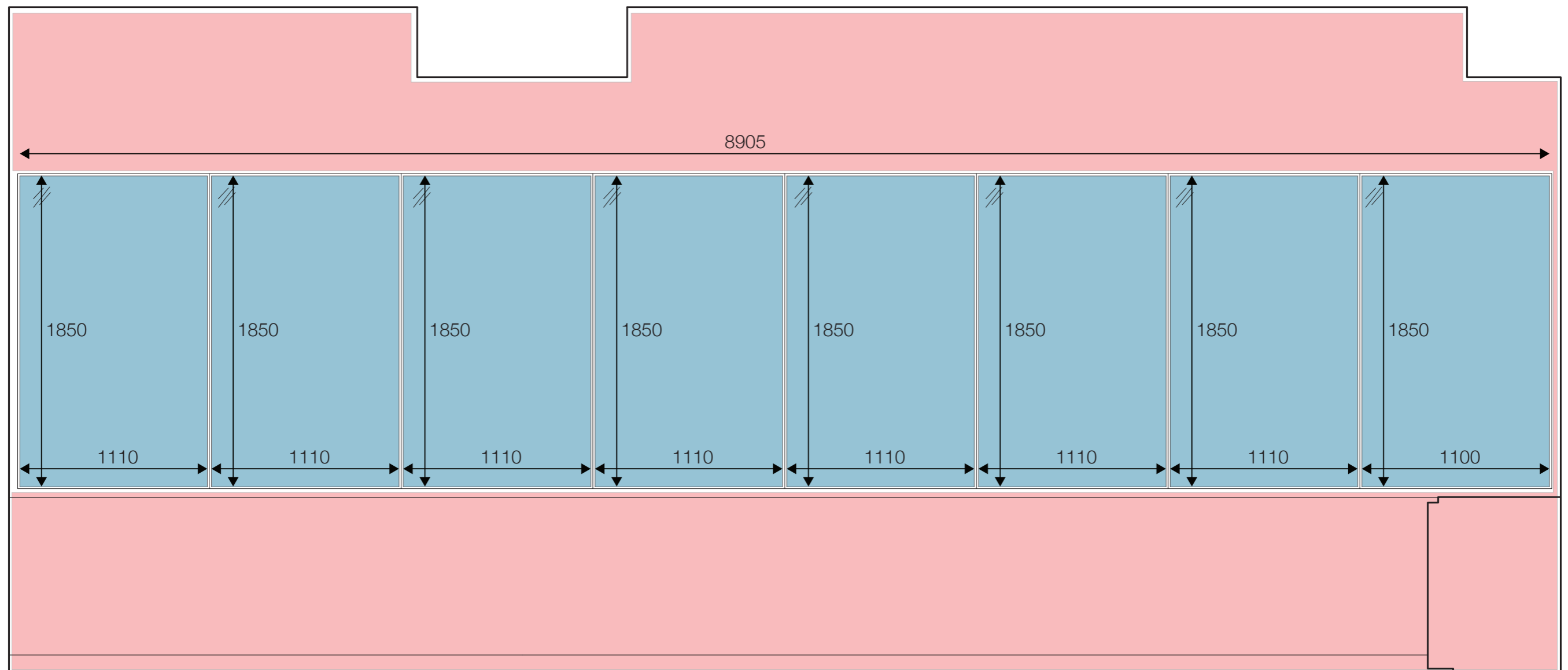


MSD Events & Exhibitions. REPORT DATE: Dec. 2016. CONDUCTED BY: Zack Dahdoule

## STUDIO 227- North, East, South, West Elevations

MATERIAL SPECIFIC DISPLAY AREAS:

-  Felt (pins), TOTAL: 42.33 m<sup>2</sup>
-  Solid Surface / White Board (Blue Tac / Magnets), TOTAL: 10.95 m<sup>2</sup>
-  Glass, TOTAL: 16.41m<sup>2</sup>  NON-DISPLAY SURFACE



# STUDIO 227

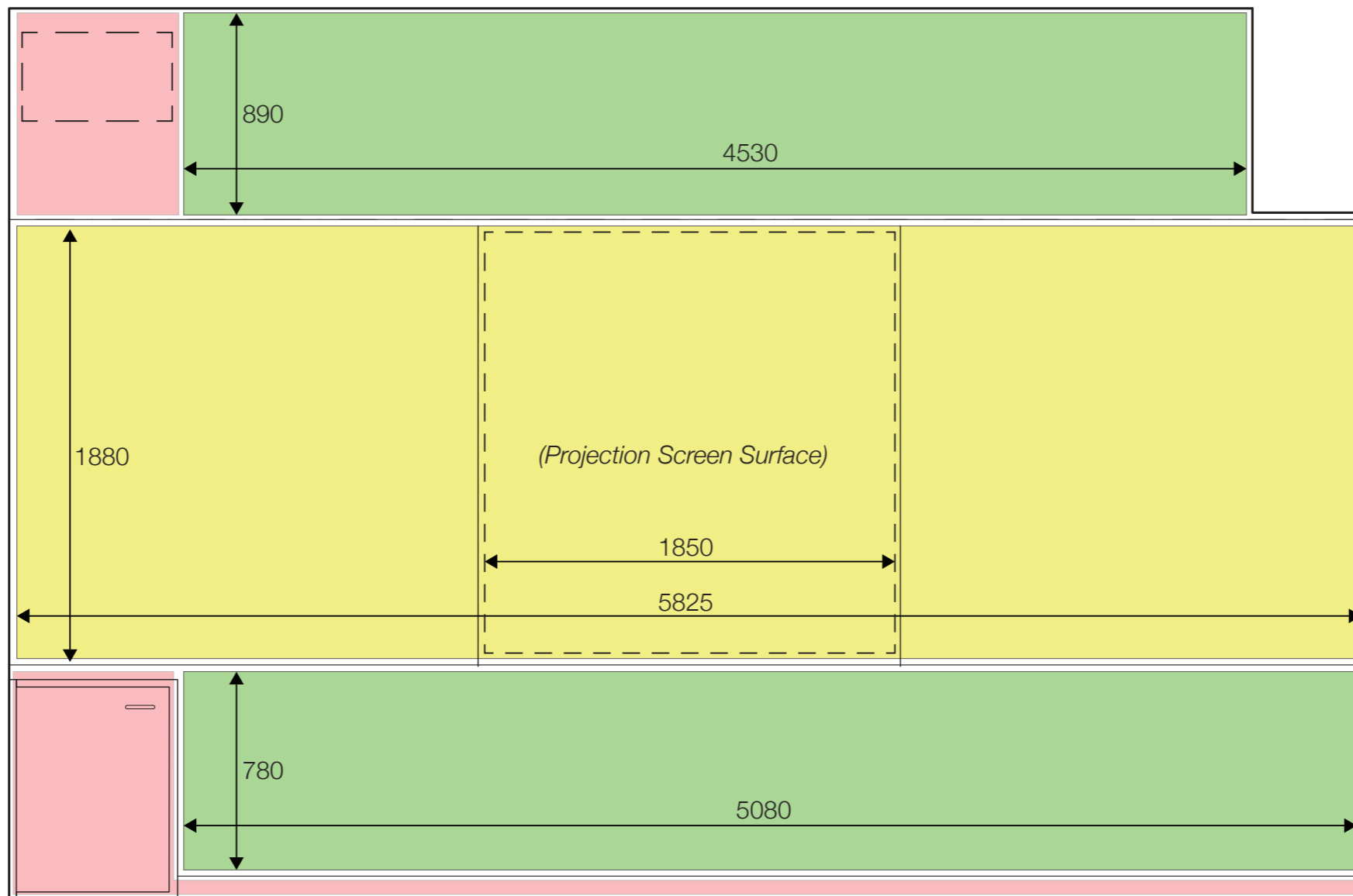
## North Elevation

Scale 1:25 MSD Events & Exhibitions. REPORT DATE: Dec. 2016. CONDUCTED BY: Zack Dahdoule

**TOTAL DISPLAY AREA: 16.41 m<sup>2</sup> (INCLUDING Glass 16.41m<sup>2</sup>)**

- Felt (pins), **TOTAL: -**
- Solid Surface / White Board (Blue Tac / Magnets), **TOTAL: -**
- Glass, **TOTAL: 16.41m<sup>2</sup>**  **NON-DISPLAY SURFACE**

NOTE: This Drawing is Colour-Sensitive



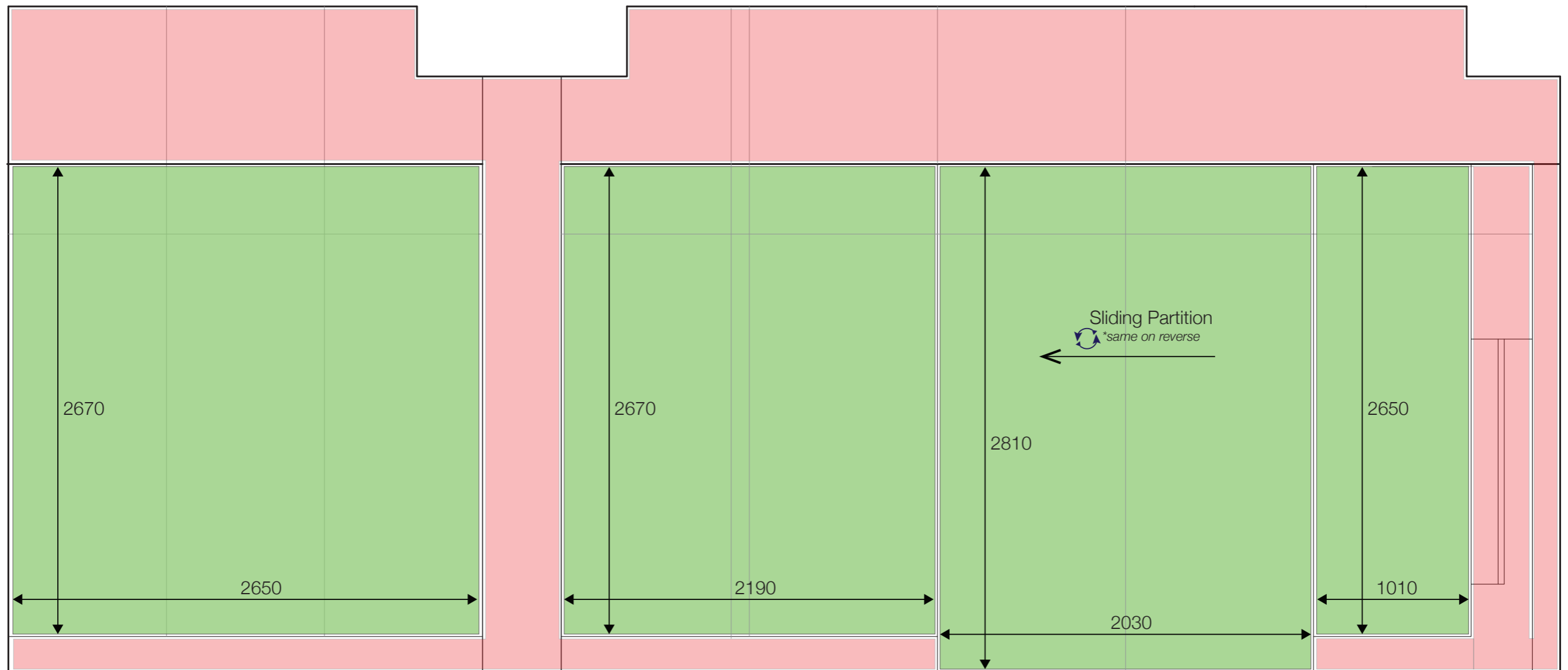
## STUDIO 227 East Elevation

Scale 1:25 MSD Events & Exhibitions. REPORT DATE: Dec. 2016. CONDUCTED BY: Zack Dahdoule

**TOTAL DISPLAY AREA: 18.94 m<sup>2</sup>**

- Felt (pins), **TOTAL: 7.99 m<sup>2</sup>**
- Solid Surface / White Board (Blue Tac / Magnets), **TOTAL: 10.95 m<sup>2</sup>**
- NON-DISPLAY SURFACE

NOTE: This Drawing is Colour-Sensitive



## STUDIO 227

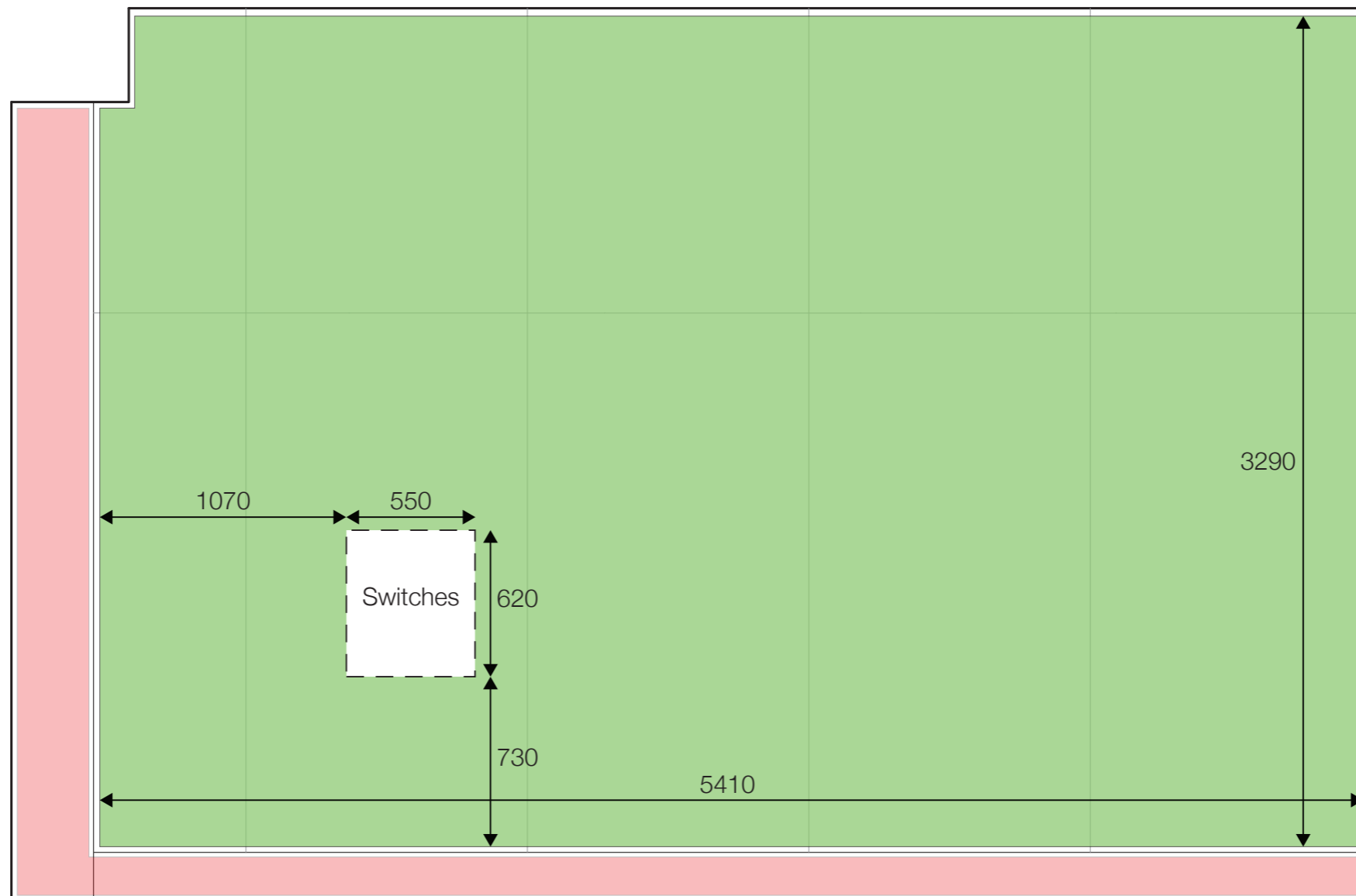
### South Elevation

Scale 1:25 MSD Events & Exhibitions. REPORT DATE: Dec. 2016. CONDUCTED BY: Zack Dahdoule

**TOTAL DISPLAY AREA: 16.88 m<sup>2</sup>**

- Felt (pins), **TOTAL: 16.88 m<sup>2</sup>**
- Solid Surface / White Board (Blue Tac / Magnets), **TOTAL: -**
- NON-DISPLAY SURFACE**

NOTE: This Drawing is Colour-Sensitive



## STUDIO 227 West Elevation

Scale 1:25 MSD Events & Exhibitions. REPORT DATE: Dec. 2016. CONDUCTED BY: Zack Dahdoule

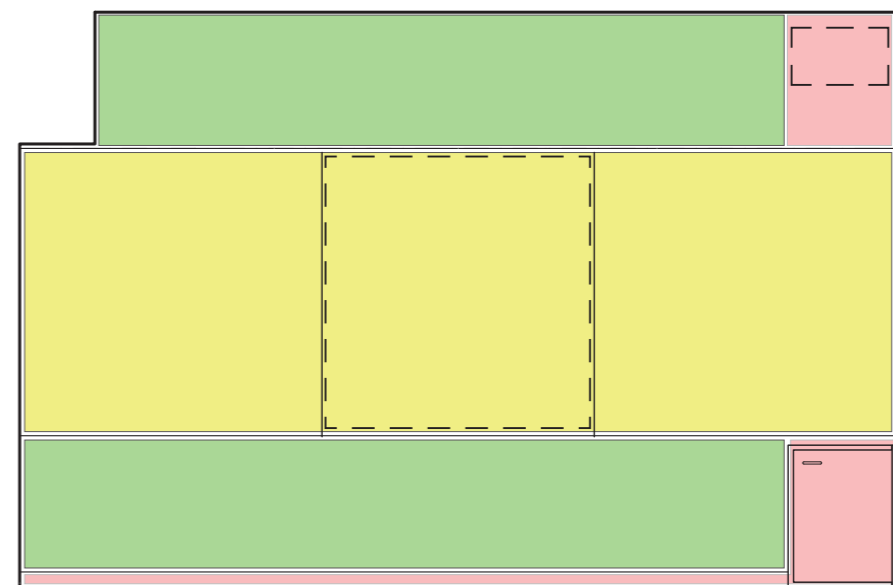
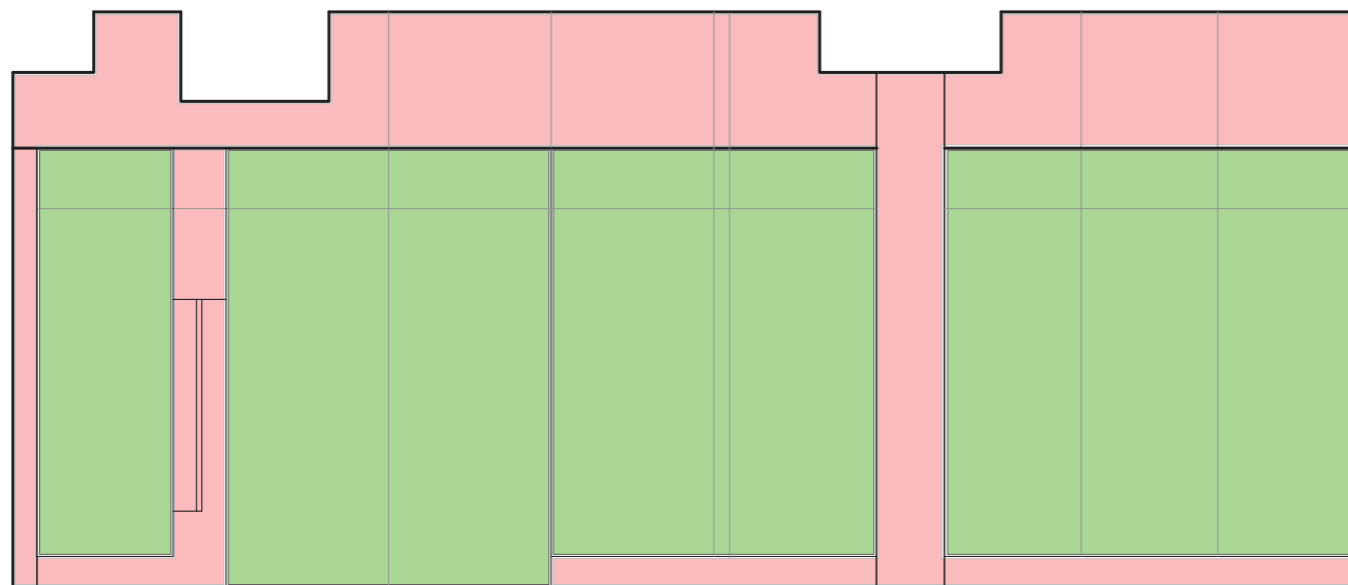

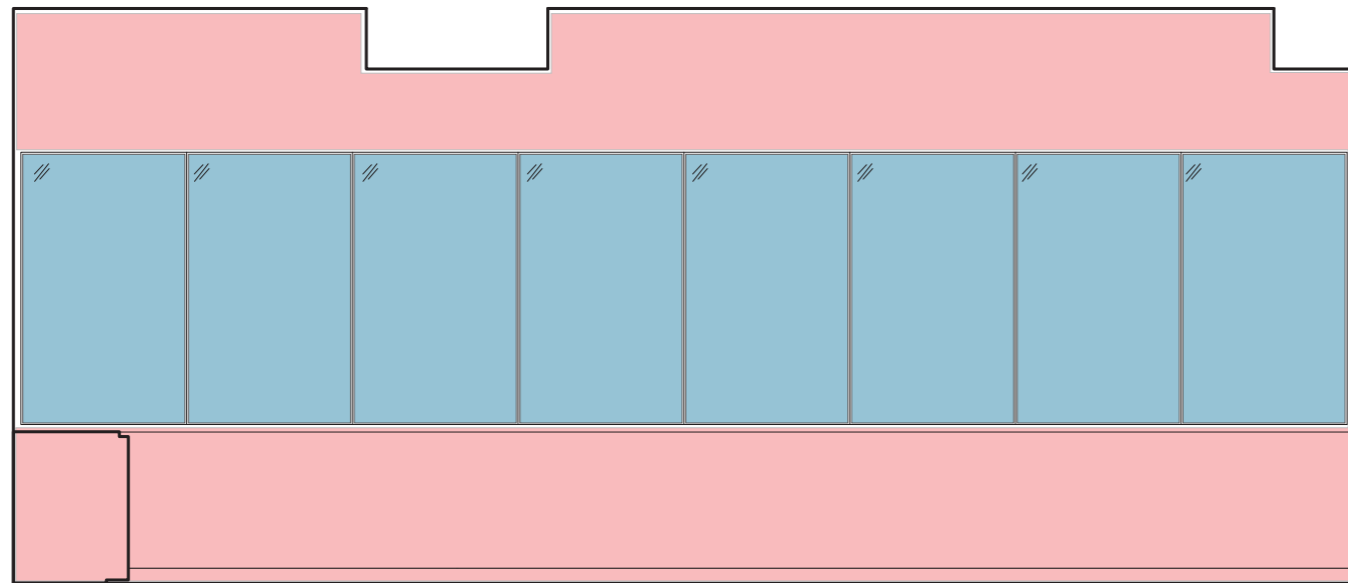
**TOTAL DISPLAY AREA: 17.46 m<sup>2</sup>**

- Felt (pins), **TOTAL: 17.46 m<sup>2</sup>**
- Solid Surface / White Board (Blue Tac / Magnets), **TOTAL: -**
- NON-DISPLAY SURFACE**

NOTE: This Drawing is Colour-Sensitive

# STUDIO 228

TOTAL (INTERNAL) DISPLAY AREA: 73.83 m<sup>2</sup>

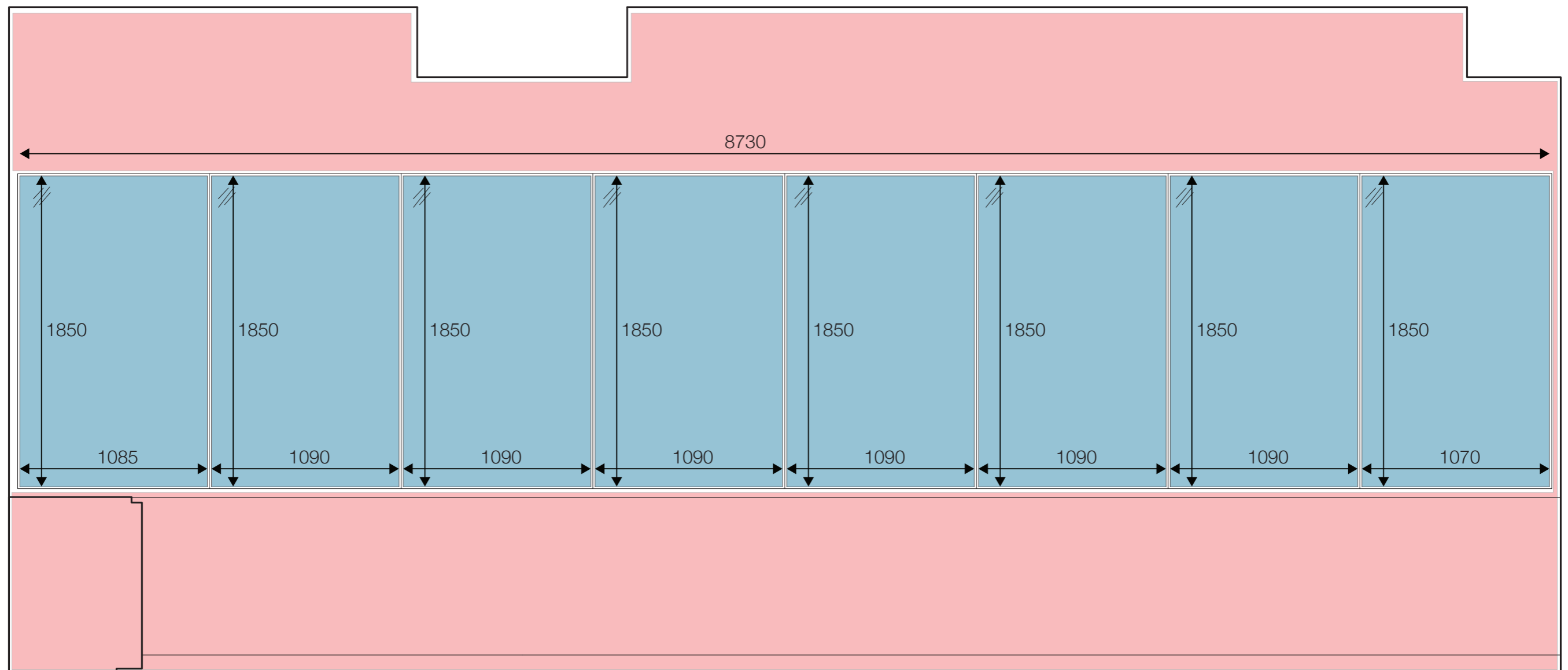


MSD Events & Exhibitions. REPORT DATE: Dec. 2016. CONDUCTED BY: Zack Dahdoule

## STUDIO 228- North, East, South, West Elevations

MATERIAL SPECIFIC DISPLAY AREAS:

-  Felt (pins), TOTAL: 46.80 m<sup>2</sup>
-  Solid Surface / White Board (Blue Tac / Magnets), TOTAL: 10.95 m<sup>2</sup>
-  Glass, TOTAL: 16.08m<sup>2</sup>  NON-DISPLAY SURFACE



# STUDIO 228

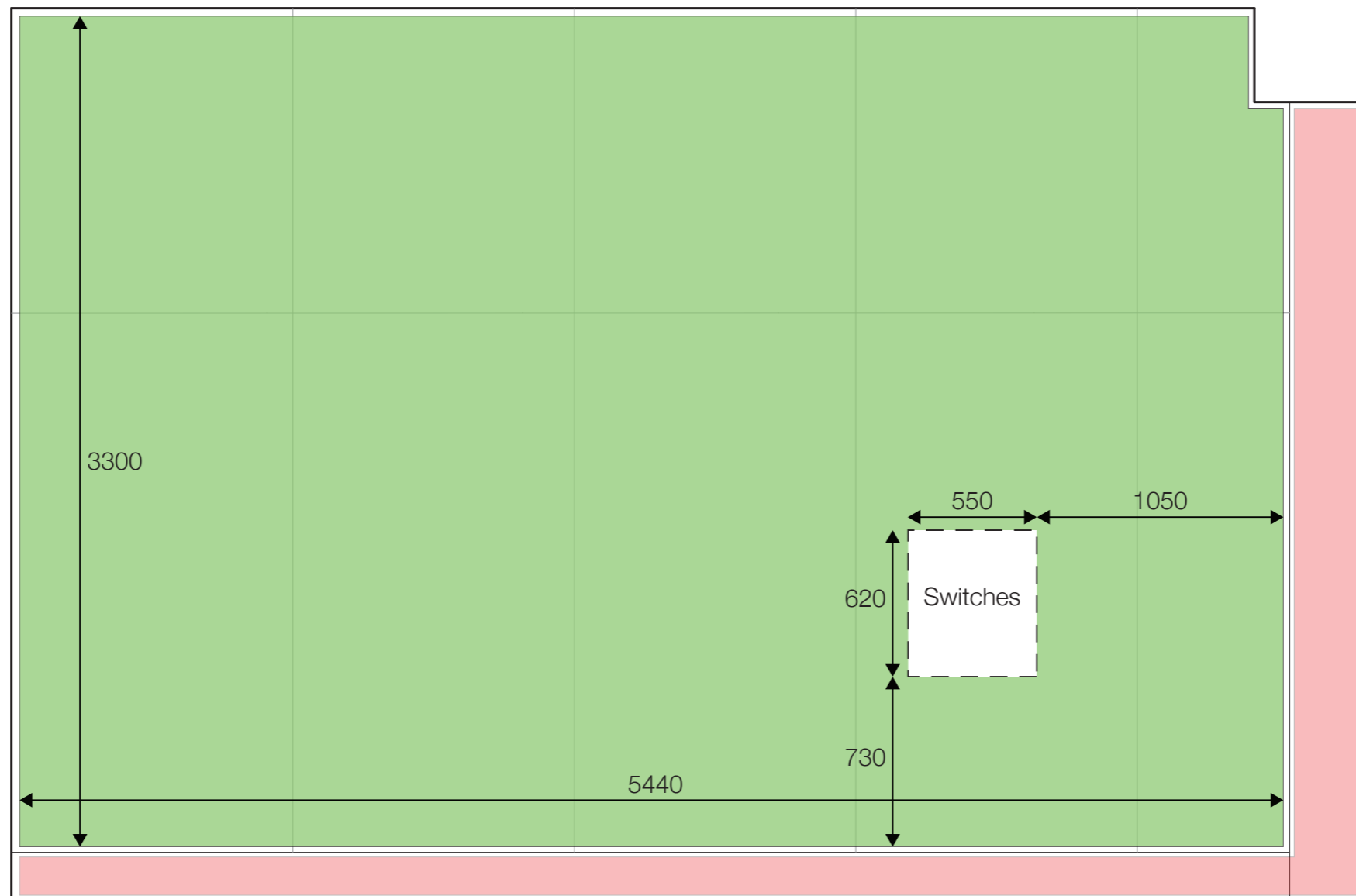
## North Elevation

Scale 1:25 MSD Events & Exhibitions. REPORT DATE: Dec. 2016. CONDUCTED BY: Zack Dahdoule

**TOTAL DISPLAY AREA: 16.08 m<sup>2</sup> (INCLUDING Glass 16.08m<sup>2</sup>)**

- Felt (pins), **TOTAL: -**
- Solid Surface / White Board (Blue Tac / Magnets), **TOTAL: -**
- Glass, **TOTAL: 16.08m<sup>2</sup>**  **NON-DISPLAY SURFACE**

NOTE: This Drawing is Colour-Sensitive



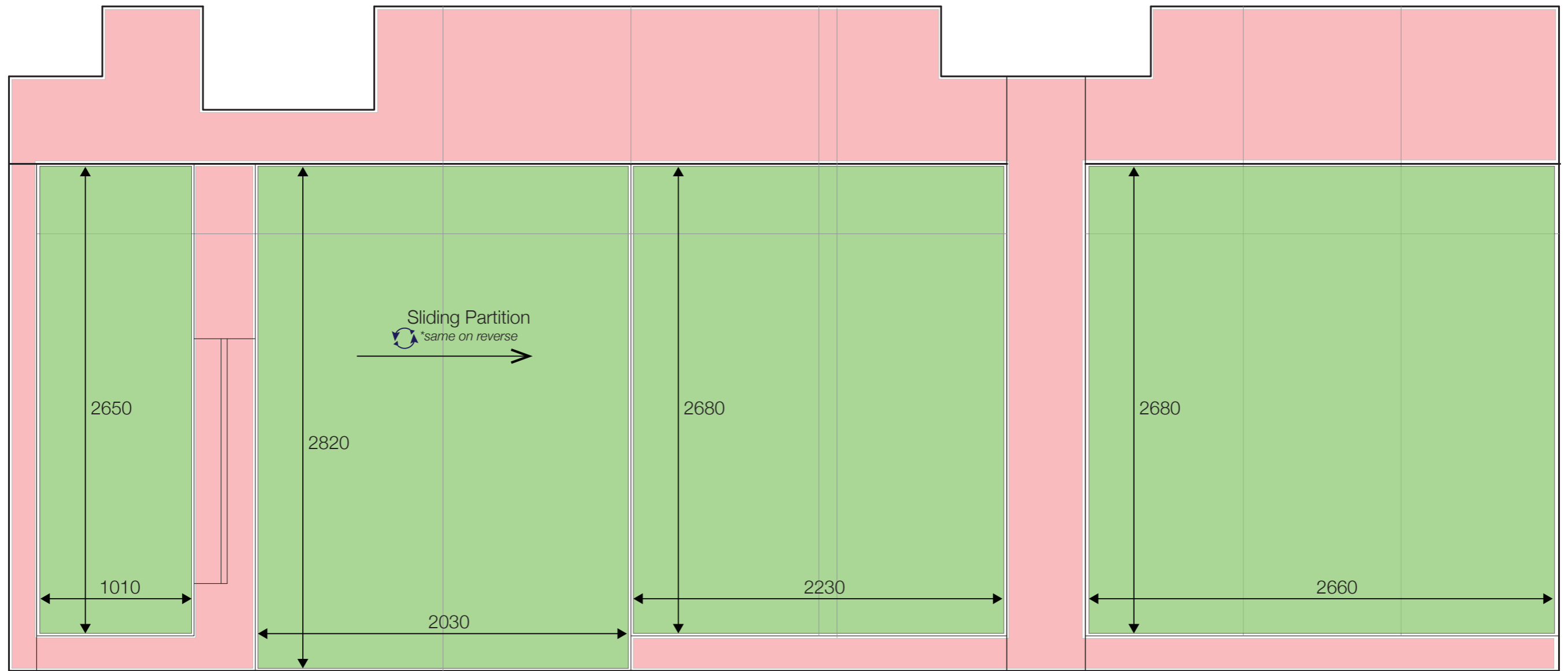
## STUDIO 228 East Elevation

Scale 1:25 MSD Events & Exhibitions. REPORT DATE: Dec. 2016. CONDUCTED BY: Zack Dahdoule

**TOTAL DISPLAY AREA: 17.61 m<sup>2</sup>**

- Felt (pins), **TOTAL: 17.61 m<sup>2</sup>**
- Solid Surface / White Board (Blue Tac / Magnets), **TOTAL: -**
- NON-DISPLAY SURFACE**

NOTE: This Drawing is Colour-Sensitive



# STUDIO 228

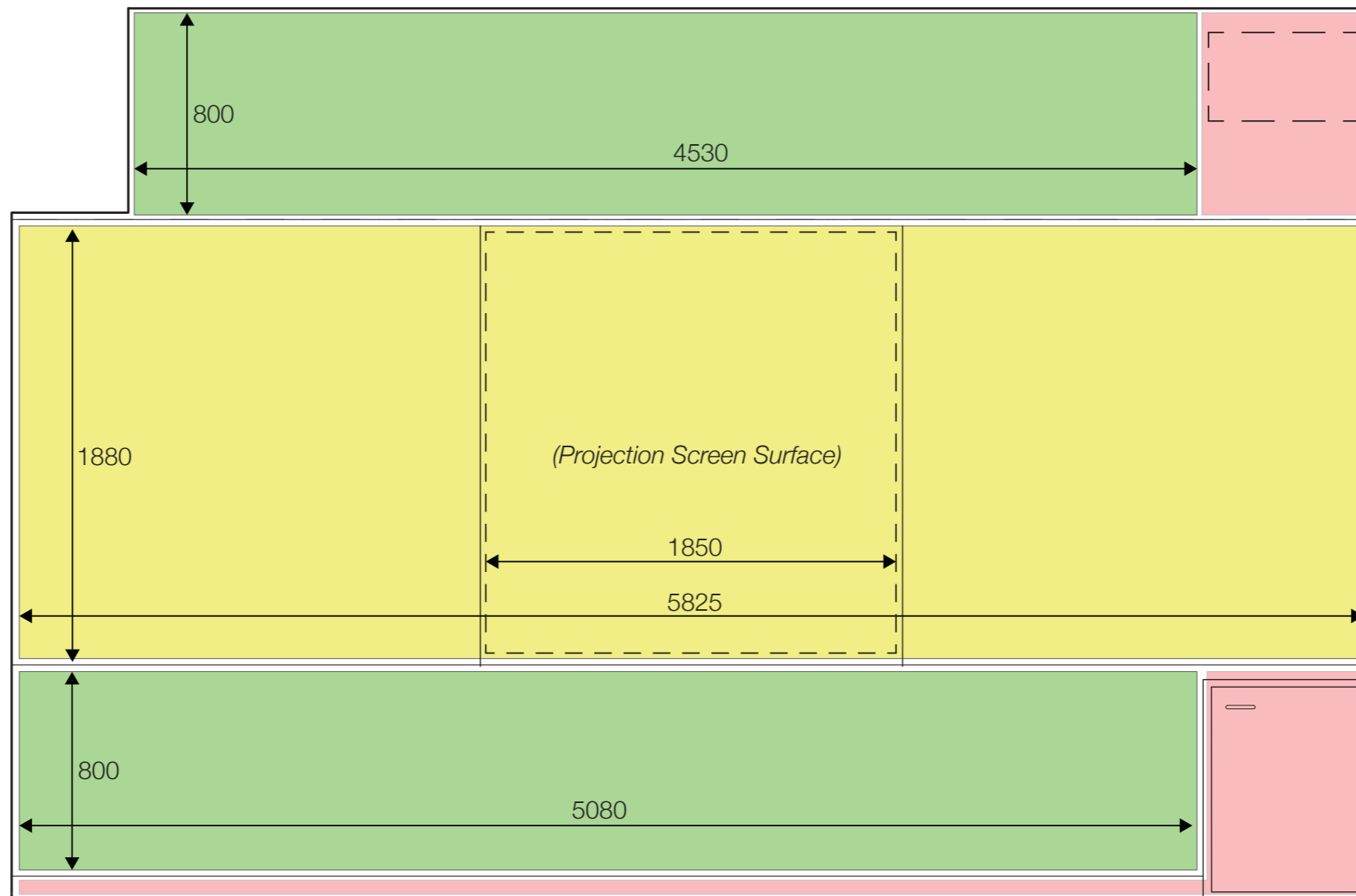
## South Elevation

Scale 1:25 MSD Events & Exhibitions. REPORT DATE: Dec. 2016. CONDUCTED BY: Zack Dahdoule

**TOTAL DISPLAY AREA: 21.51 m<sup>2</sup>**

- Felt (pins), **TOTAL: 21.51 m<sup>2</sup>**
- Solid Surface / White Board (Blue Tac / Magnets), **TOTAL: -**
- NON-DISPLAY SURFACE**

NOTE: This Drawing is Colour-Sensitive



## STUDIO 228 West Elevation

Scale 1:25 MSD Events & Exhibitions. REPORT DATE: Dec. 2016. CONDUCTED BY: Zack Dahdoule

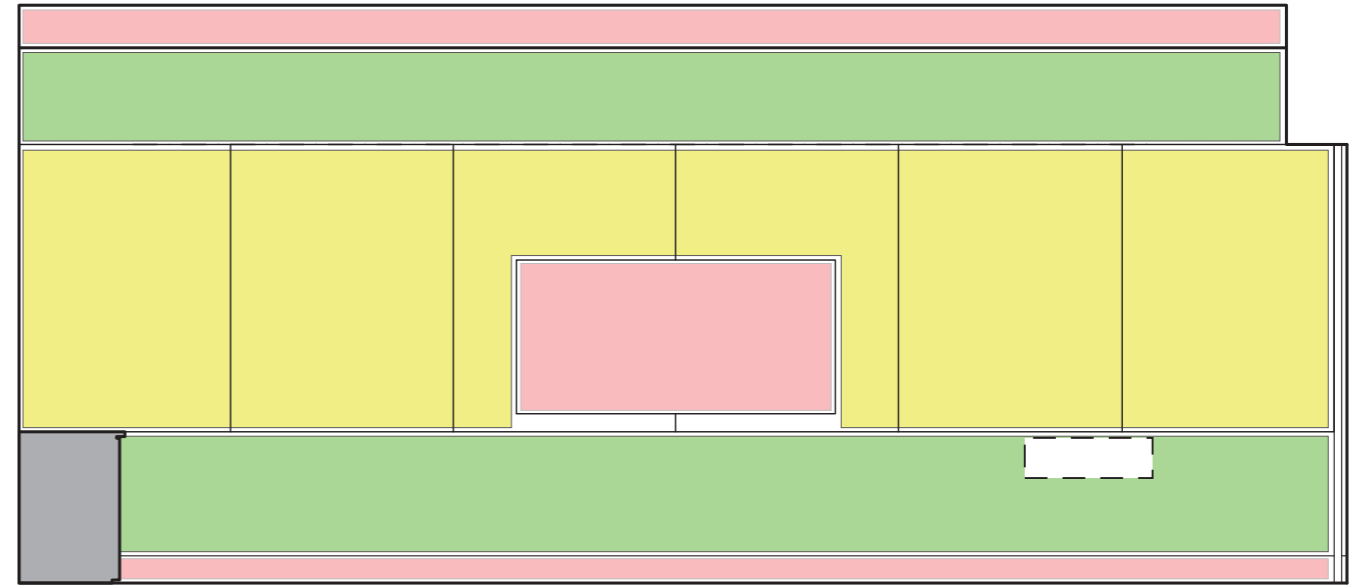
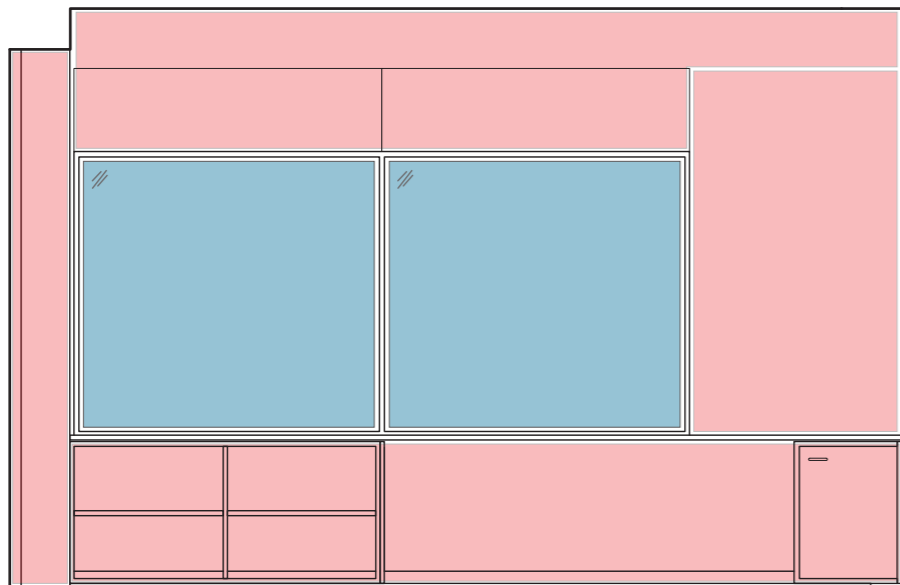
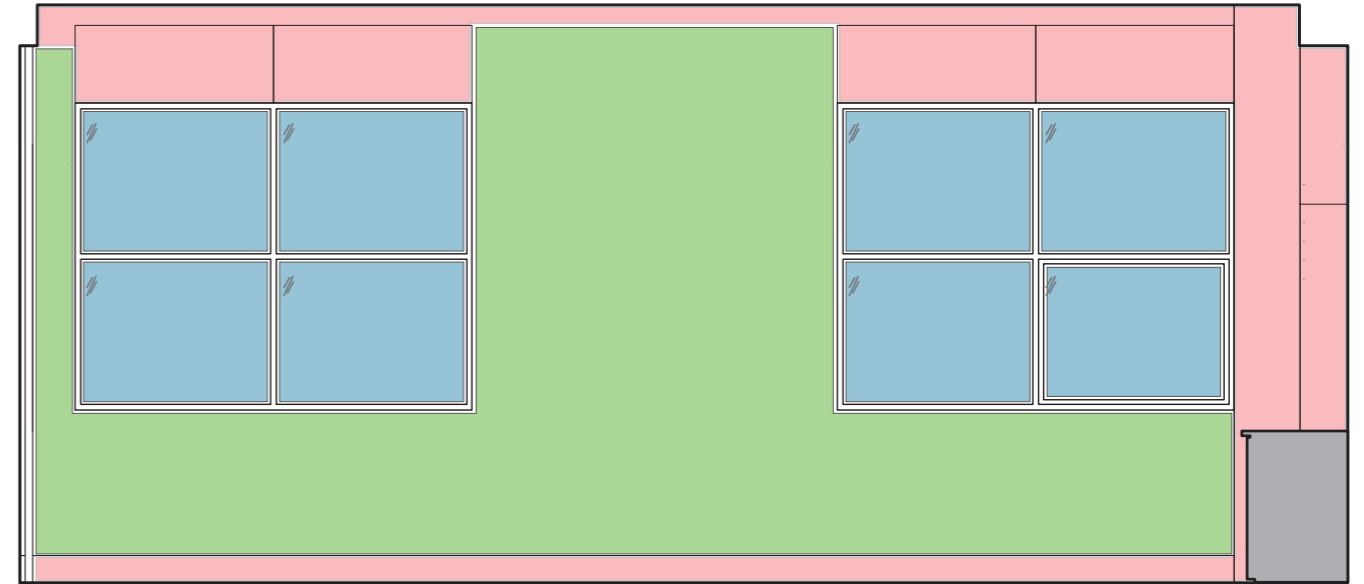
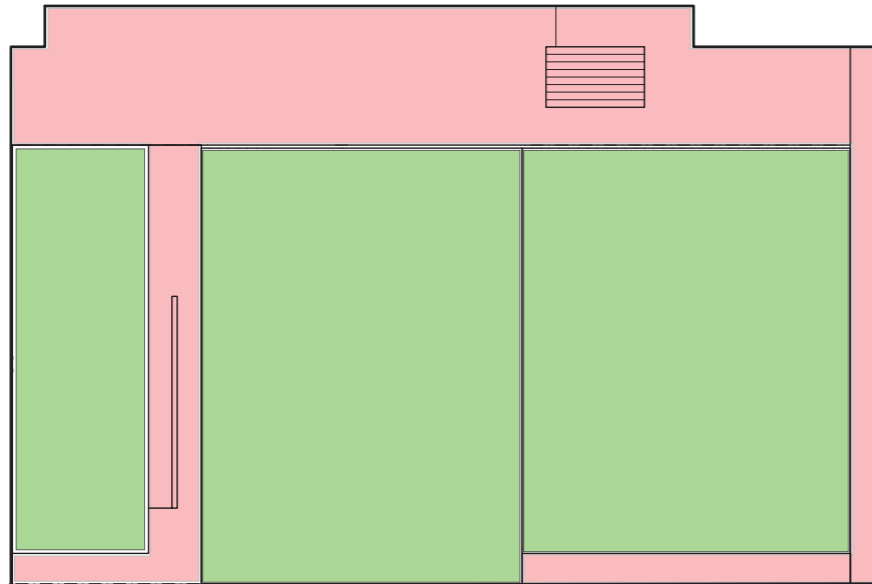
**TOTAL DISPLAY AREA: 18.63 m<sup>2</sup>**

- Felt (pins), **TOTAL: 7.68 m<sup>2</sup>**
- Solid Surface / White Board (Blue Tac / Magnets), **TOTAL: 10.95 m<sup>2</sup>**
- NON-DISPLAY SURFACE

NOTE: This Drawing is Colour-Sensitive

# STUDIO 236

TOTAL (INTERNAL) DISPLAY AREA: 53.94 m<sup>2</sup>

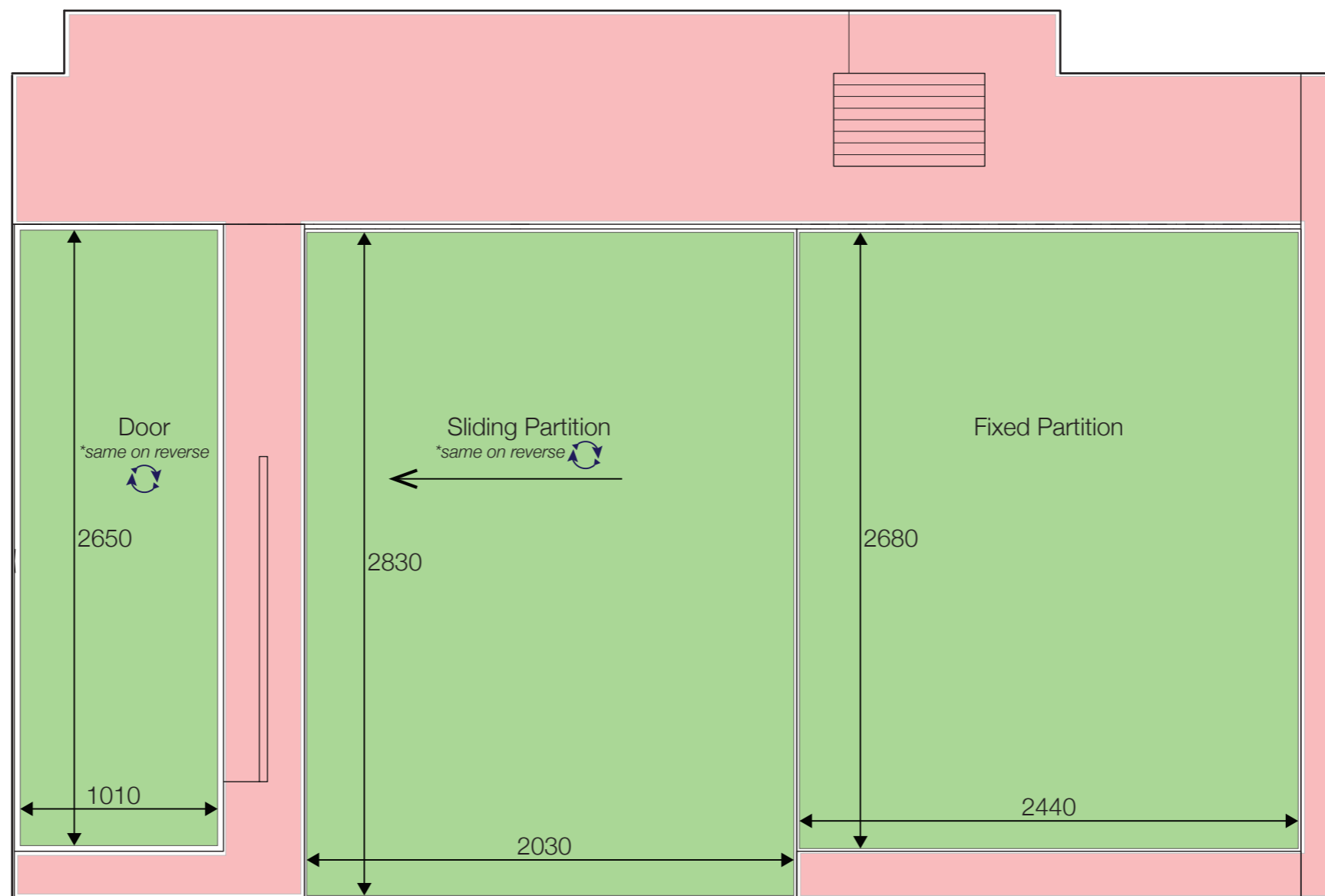


MSD Events & Exhibitions. REPORT DATE: Dec. 2016. CONDUCTED BY: Zack Dahdoule

## STUDIO 236- North, East, South, West Elevations

MATERIAL SPECIFIC DISPLAY AREAS:

-  Felt (pins), TOTAL: 39.46 m<sup>2</sup>
-  Solid Surface / White Board (Blue Tac / Magnets), TOTAL: 14.48 m<sup>2</sup>
-  Glass, TOTAL: 15.83m<sup>2</sup>
-  NON-DISPLAY SURFACE



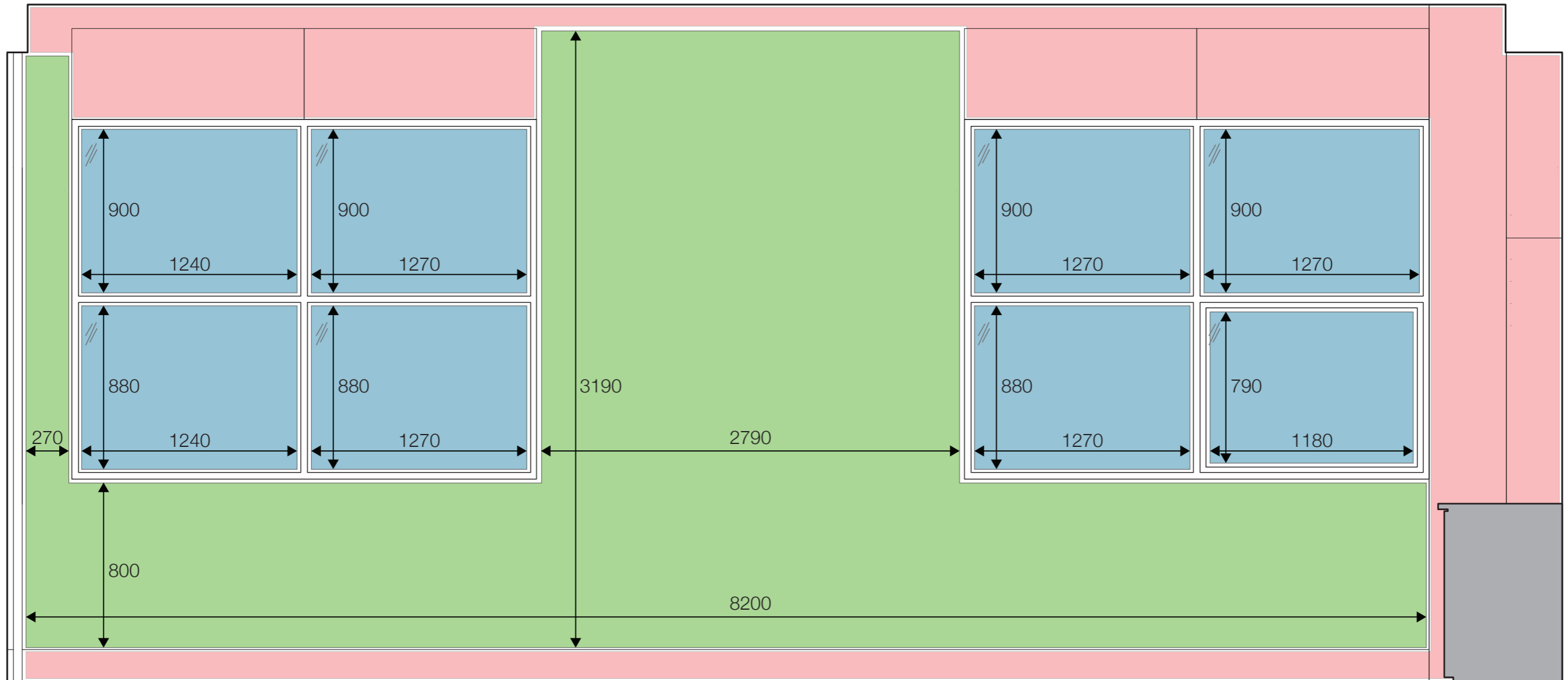
## STUDIO 236 North Elevation

Scale 1:25 MSD Events & Exhibitions. REPORT DATE: Dec. 2016. CONDUCTED BY: Zack Dahdoule

**TOTAL DISPLAY AREA: 14.97 m<sup>2</sup>**

- Felt (pins), **TOTAL: 14.97m<sup>2</sup>**
- Solid Surface / White Board (Blue Tac / Magnets), **TOTAL: -**
- NON-DISPLAY SURFACE**

NOTE: This Drawing is Colour-Sensitive



# STUDIO 236

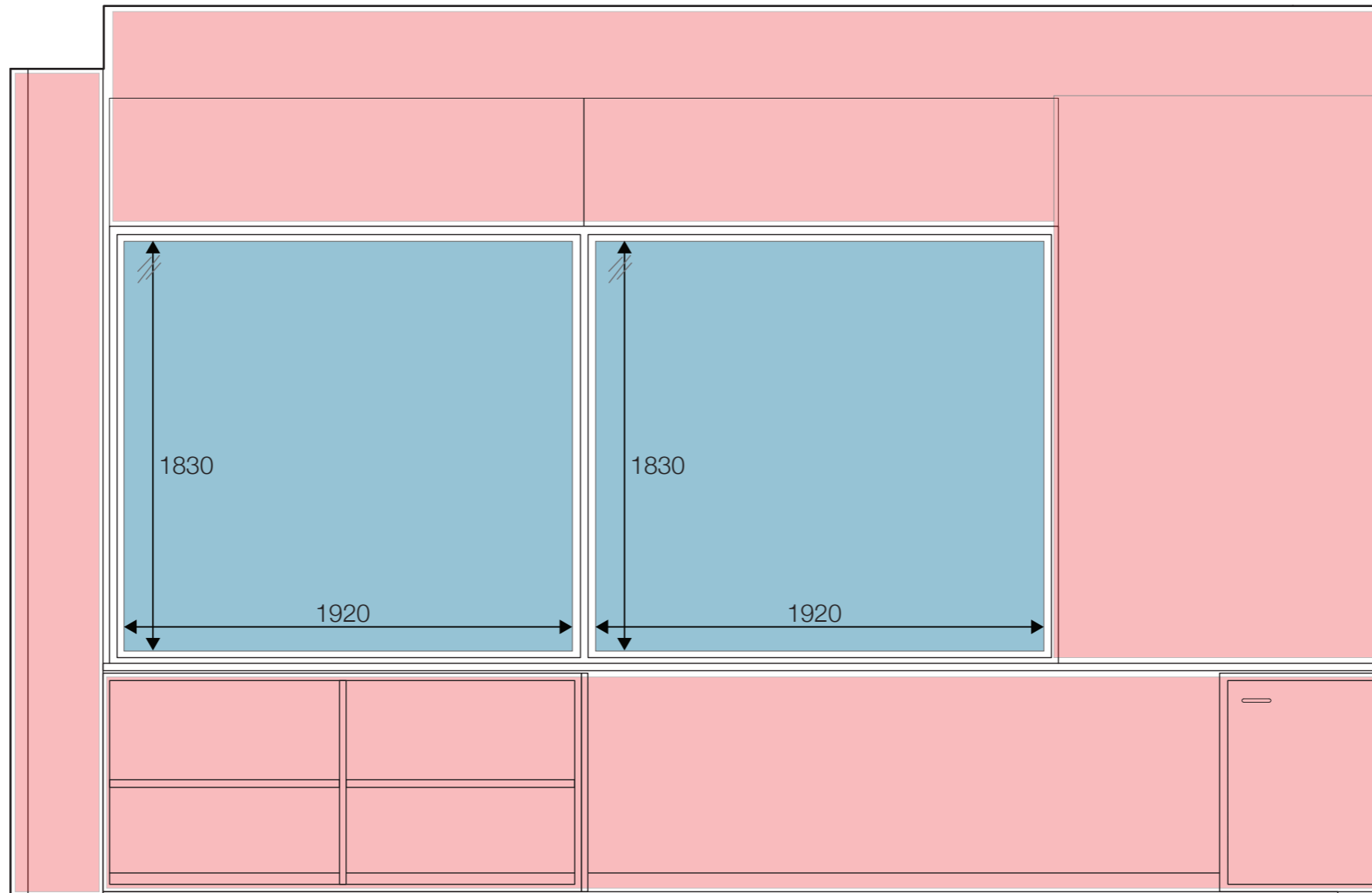
## East Elevation

Scale 1:25 MSD Events & Exhibitions. REPORT DATE: Dec. 2016. CONDUCTED BY: Zack Dahdoule

**TOTAL DISPLAY AREA: 13.88 m<sup>2</sup> (NOT inc. Glass 8.80m<sup>2</sup>)**

- Felt (pins), **TOTAL: 13.88 m<sup>2</sup>**
- Solid Surface / White Board (Blue Tac / Magnets), **TOTAL: -**
- Glass, **TOTAL: 8.80m<sup>2</sup>**  **NON-DISPLAY SURFACE**

NOTE: This Drawing is Colour-Sensitive



## STUDIO 236

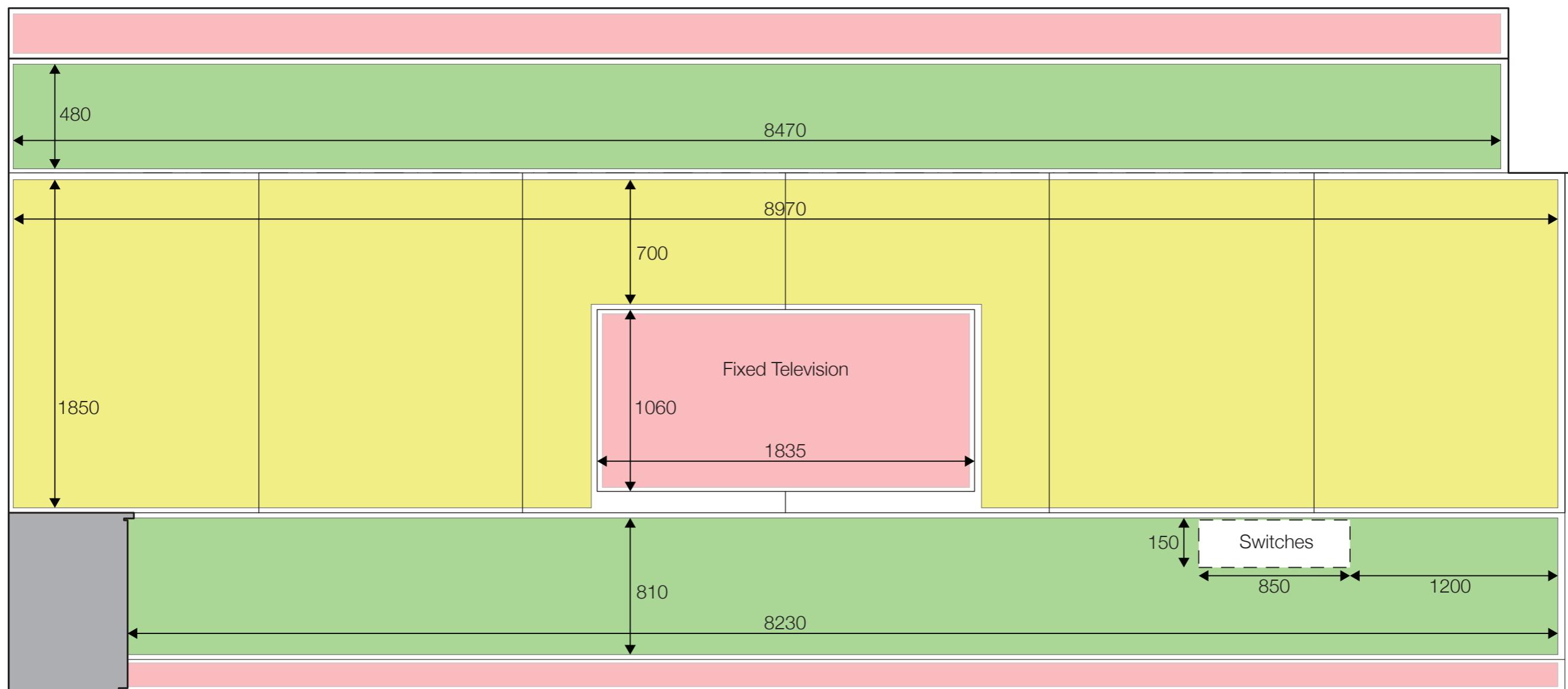
### South Elevation

Scale 1:25 MSD Events & Exhibitions. REPORT DATE: Dec. 2016. CONDUCTED BY: Zack Dahdoule

**TOTAL DISPLAY AREA: 3.22 m<sup>2</sup> (NOT inc. Glass 7.03m<sup>2</sup>)**

- Felt (pins), **TOTAL: -**
- Solid Surface / White Board (Blue Tac / Magnets), **TOTAL: -**
- Glass, **TOTAL: 7.03 m<sup>2</sup>**  **NON-DISPLAY SURFACE**

NOTE: This Drawing is Colour-Sensitive



## STUDIO 236

### West Elevation

Scale 1:25 MSD Events & Exhibitions. REPORT DATE: Dec. 2016. CONDUCTED BY: Zack Dahdoule

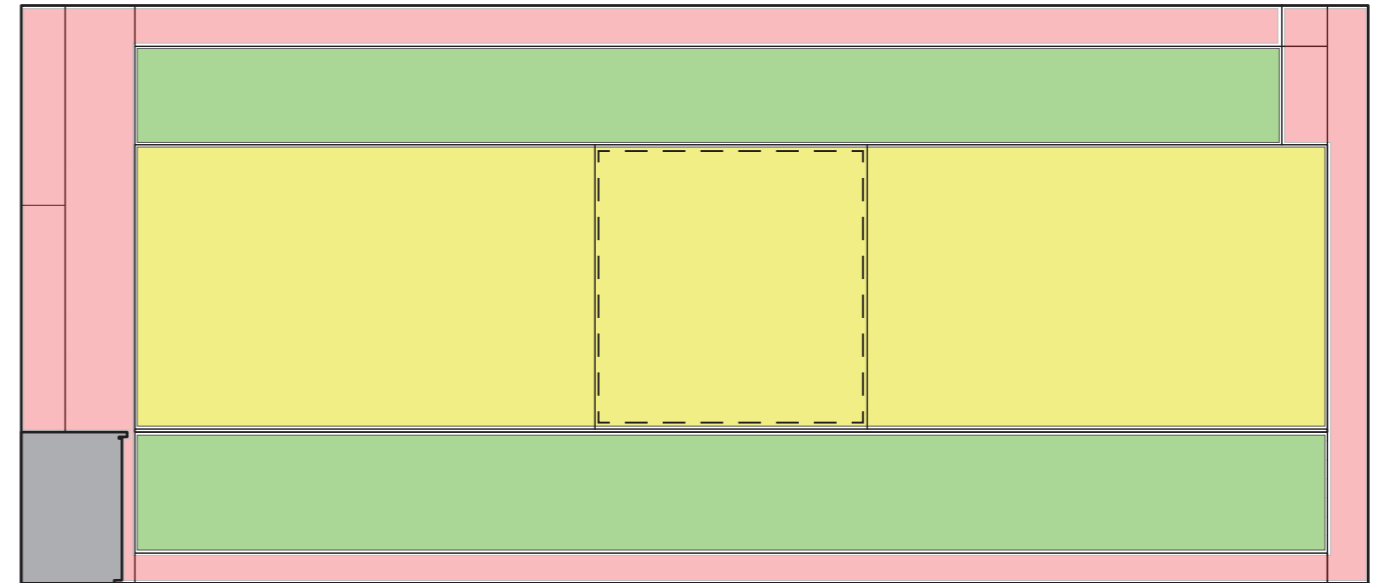
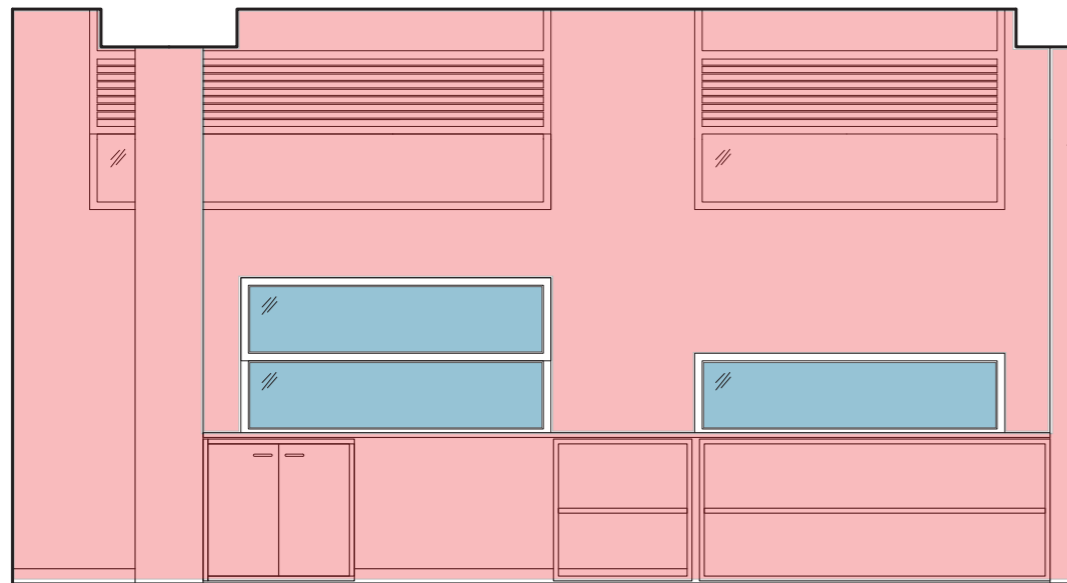
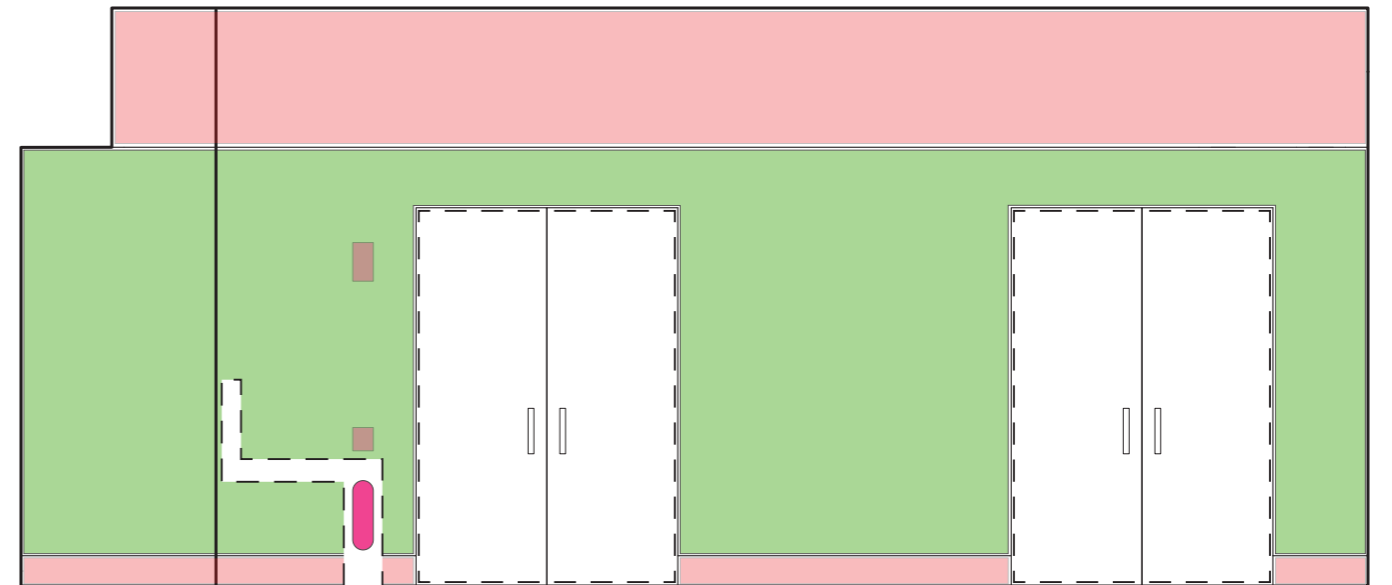
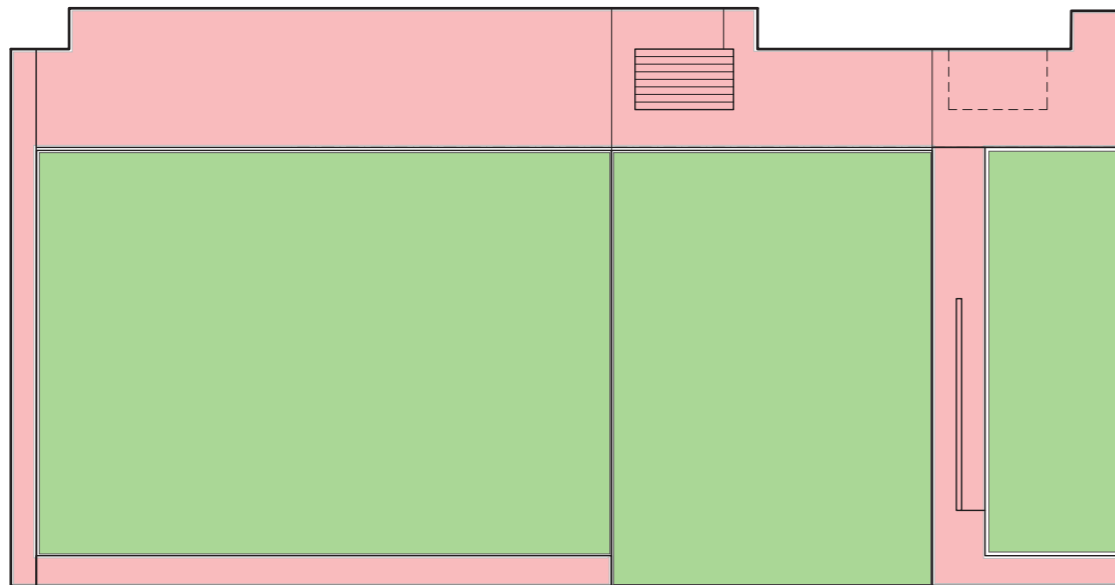
**TOTAL DISPLAY AREA: 25.09 m<sup>2</sup>**

- Felt (pins), **TOTAL: 10.61 m<sup>2</sup>**
- Solid Surface / White Board (Blue Tac / Magnets), **TOTAL: 14.48 m<sup>2</sup>**
- NON-DISPLAY SURFACE

NOTE: This Drawing is Colour-Sensitive

# STUDIO 237

TOTAL (INTERNAL) DISPLAY AREA: 56.38 m<sup>2</sup>

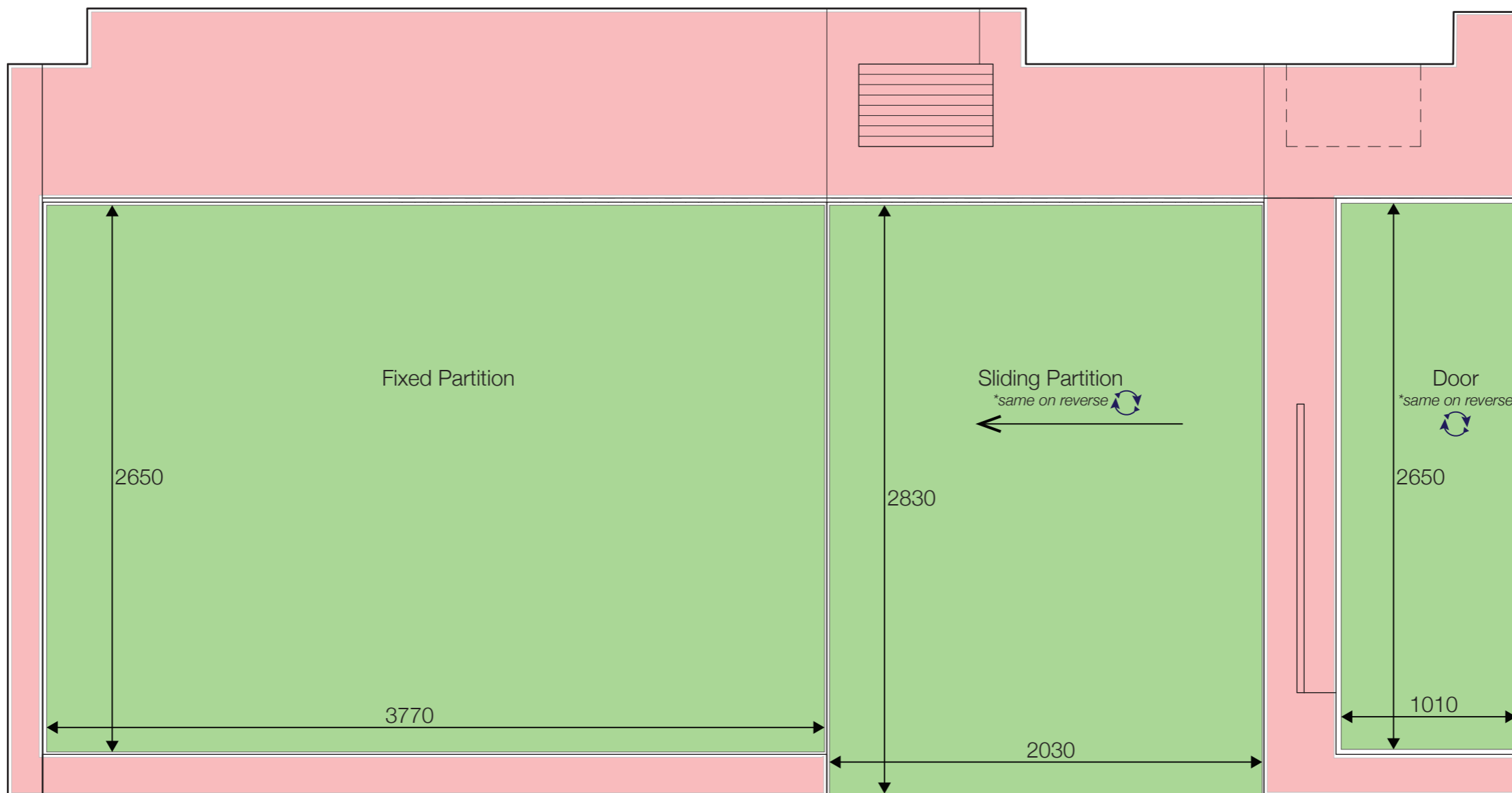


MSD Events & Exhibitions. REPORT DATE: Dec. 2016. CONDUCTED BY: Zack Dahdoule

## STUDIO 237- North, East, South, West Elevations

MATERIAL SPECIFIC DISPLAY AREAS:

-  Felt (pins), TOTAL: 41.77 m<sup>2</sup>
-  Solid Surface / White Board (Blue Tac / Magnets), TOTAL: 14.61 m<sup>2</sup>
-  Glass, TOTAL: 2.39 m<sup>2</sup>  NON-DISPLAY SURFACE



## STUDIO 237

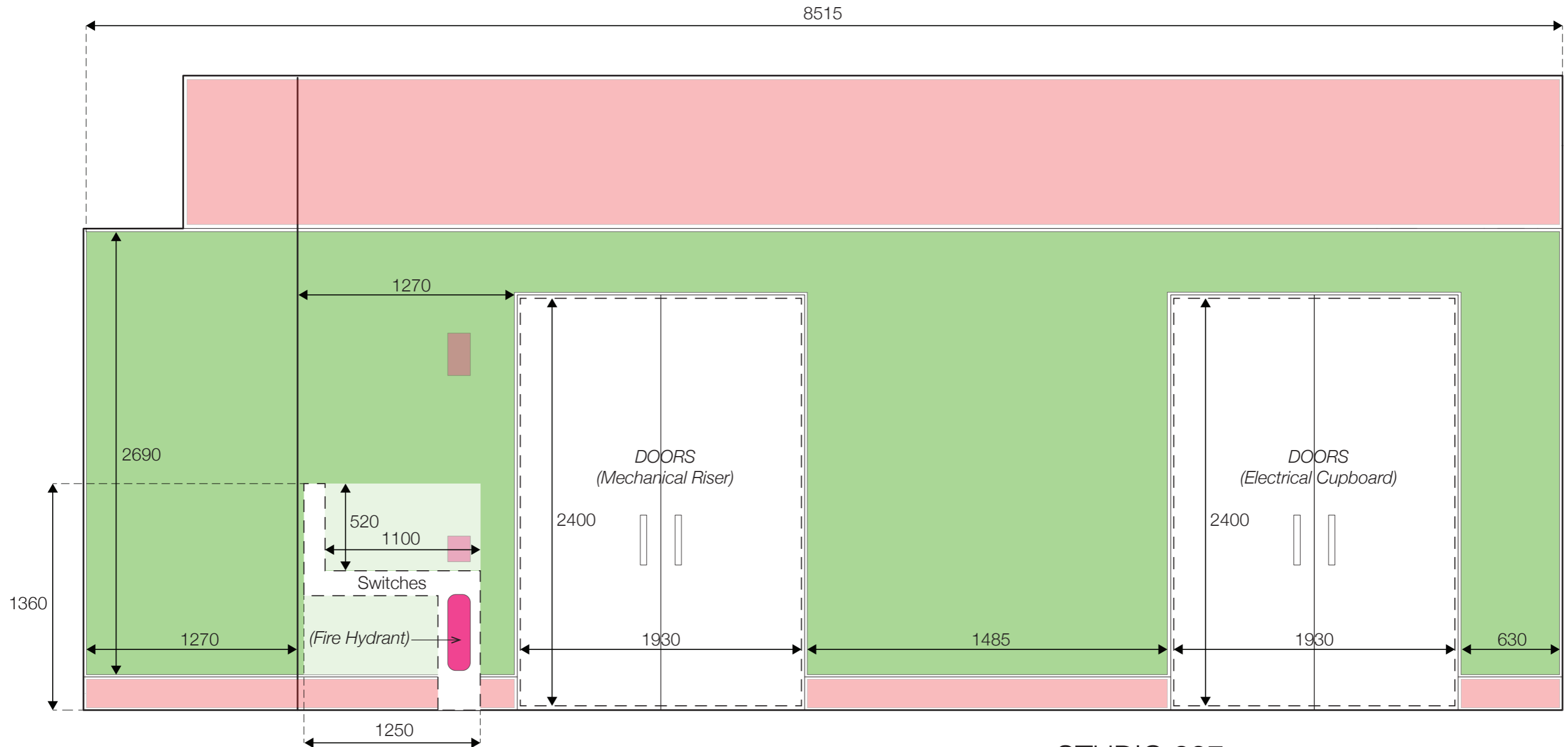
### North Elevation

Scale 1:25 MSD Events & Exhibitions. REPORT DATE: Dec. 2016. CONDUCTED BY: Zack Dahdoule

**TOTAL DISPLAY AREA: 18.41 m<sup>2</sup>**

- Felt (pins), **TOTAL: 18.41 m<sup>2</sup>**
- Solid Surface / White Board (Blue Tac / Magnets), **TOTAL: -**
- NON-DISPLAY SURFACE**

NOTE: This Drawing is Colour-Sensitive



# STUDIO 237

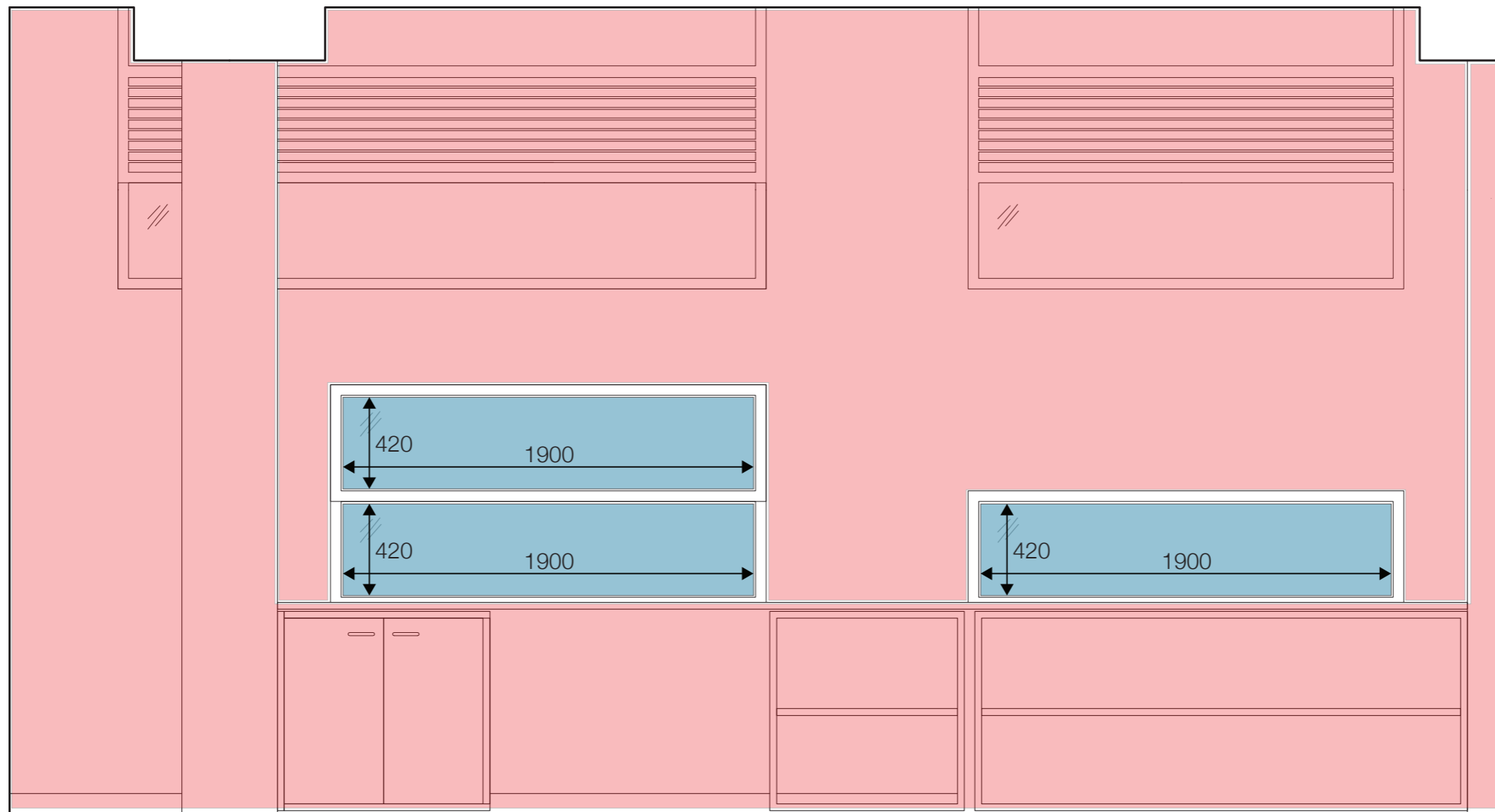
## East Elevation

Scale 1:25 MSD Events & Exhibitions. REPORT DATE: Dec. 2016. CONDUCTED BY: Zack Dahdoule

**TOTAL DISPLAY AREA: 11.94 m<sup>2</sup>**

- Felt (pins), **TOTAL: 11.94 m<sup>2</sup>**
- Solid Surface / White Board (Blue Tac / Magnets), **TOTAL: -**
- NON-DISPLAY SURFACE**

NOTE: This Drawing is Colour-Sensitive



# STUDIO 237

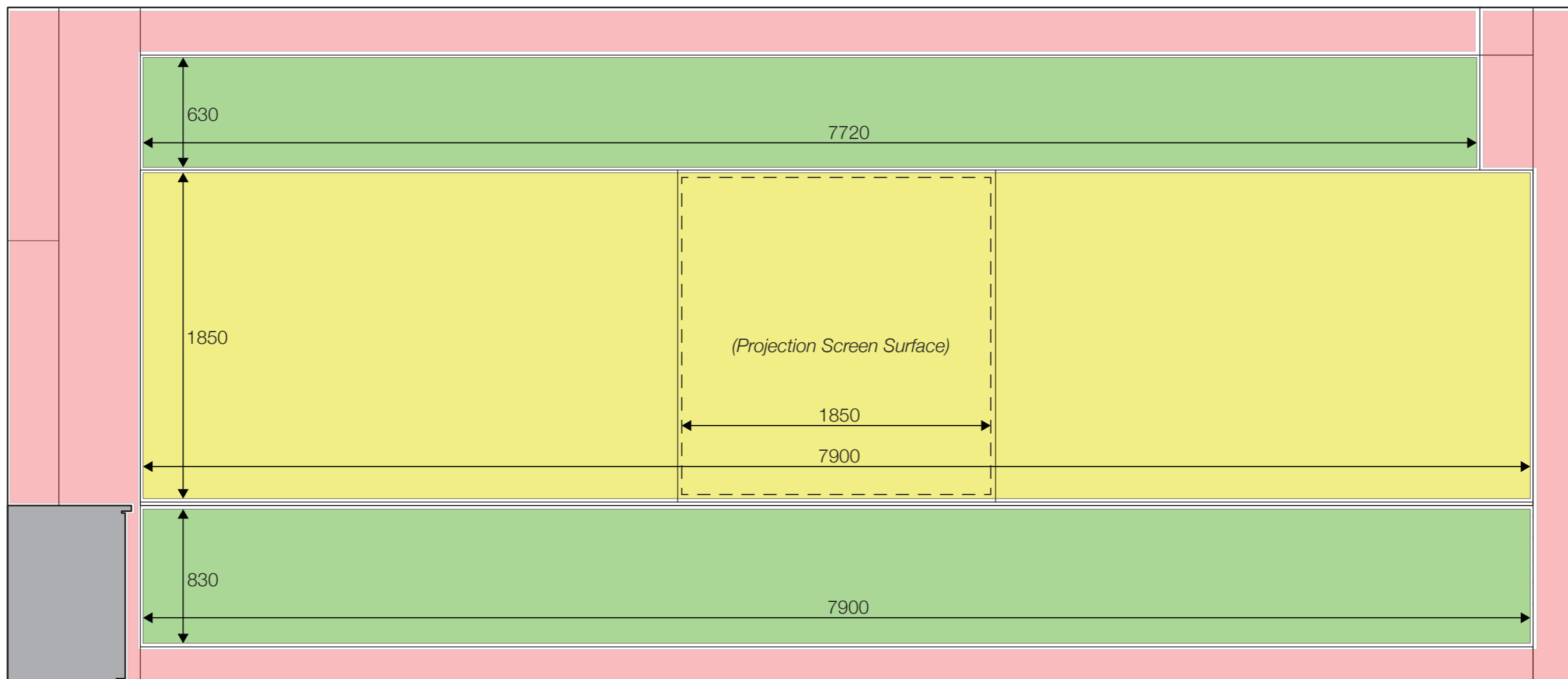
## South Elevation

Scale 1:25 MSD Events & Exhibitions. REPORT DATE: Dec. 2016. CONDUCTED BY: Zack Dahdoule

**TOTAL DISPLAY AREA: 0 m<sup>2</sup> (NOT inc. Glass 2.39m<sup>2</sup>)**

- Felt (pins), **TOTAL: -**
- Solid Surface / White Board (Blue Tac / Magnets), **TOTAL: -**
- Glass, **TOTAL: 2.39 m<sup>2</sup>**  **NON-DISPLAY SURFACE**

NOTE: This Drawing is Colour-Sensitive



# STUDIO 237

## West Elevation

Scale 1:25 MSD Events & Exhibitions. REPORT DATE: Dec. 2016. CONDUCTED BY: Zack Dahdoule

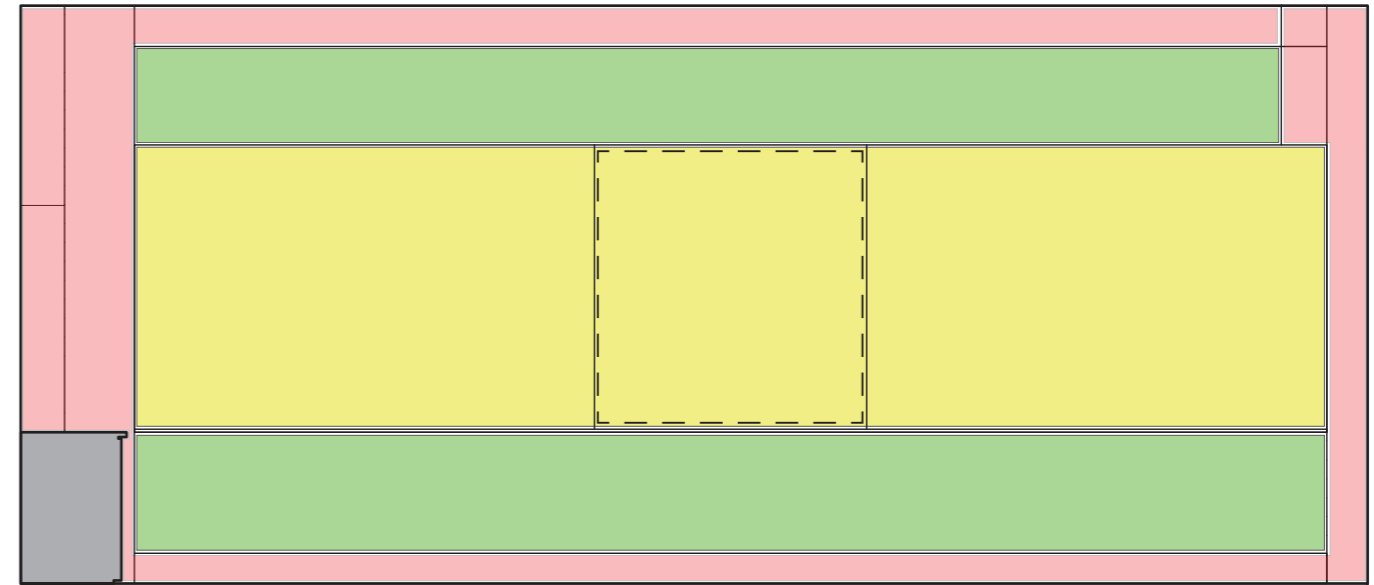
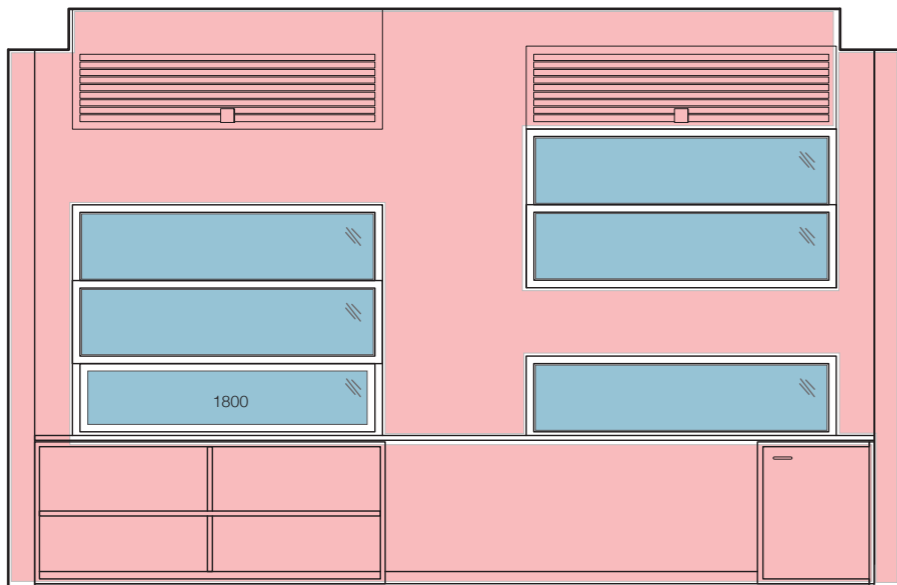
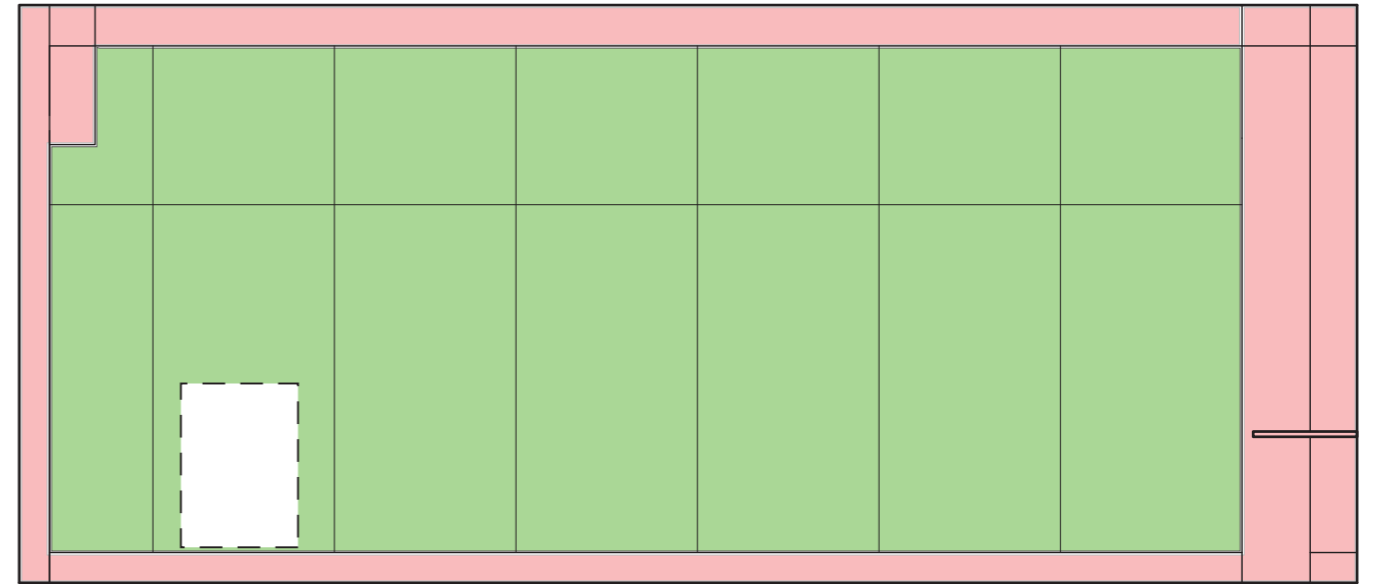
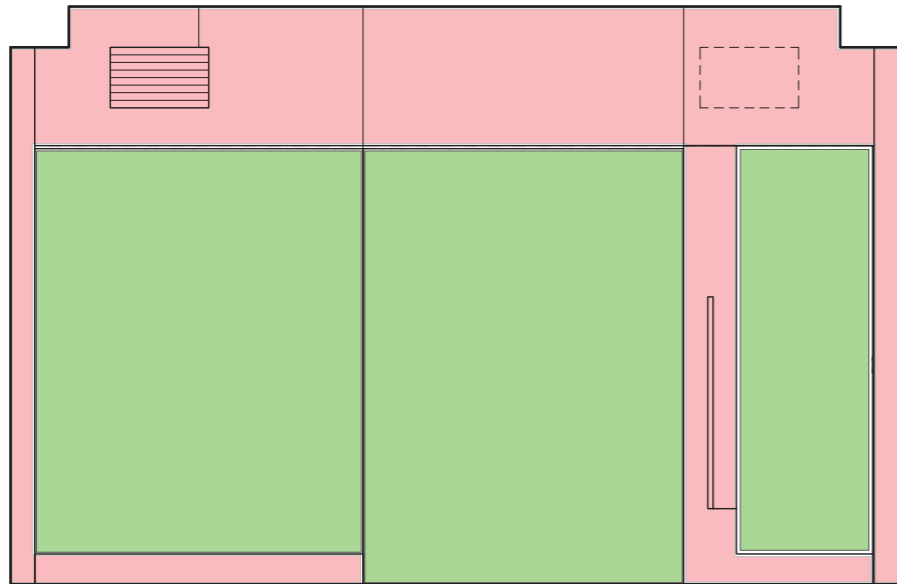
**TOTAL DISPLAY AREA: 26.03m<sup>2</sup>**

- Felt (pins), **TOTAL: 11.42m<sup>2</sup>**
- Solid Surface / White Board (Blue Tac / Magnets), **TOTAL: 14.61m<sup>2</sup>**
- NON-DISPLAY SURFACE

NOTE: This Drawing is Colour-Sensitive

# STUDIO 238

TOTAL (INTERNAL) DISPLAY AREA: 64.93 m<sup>2</sup>

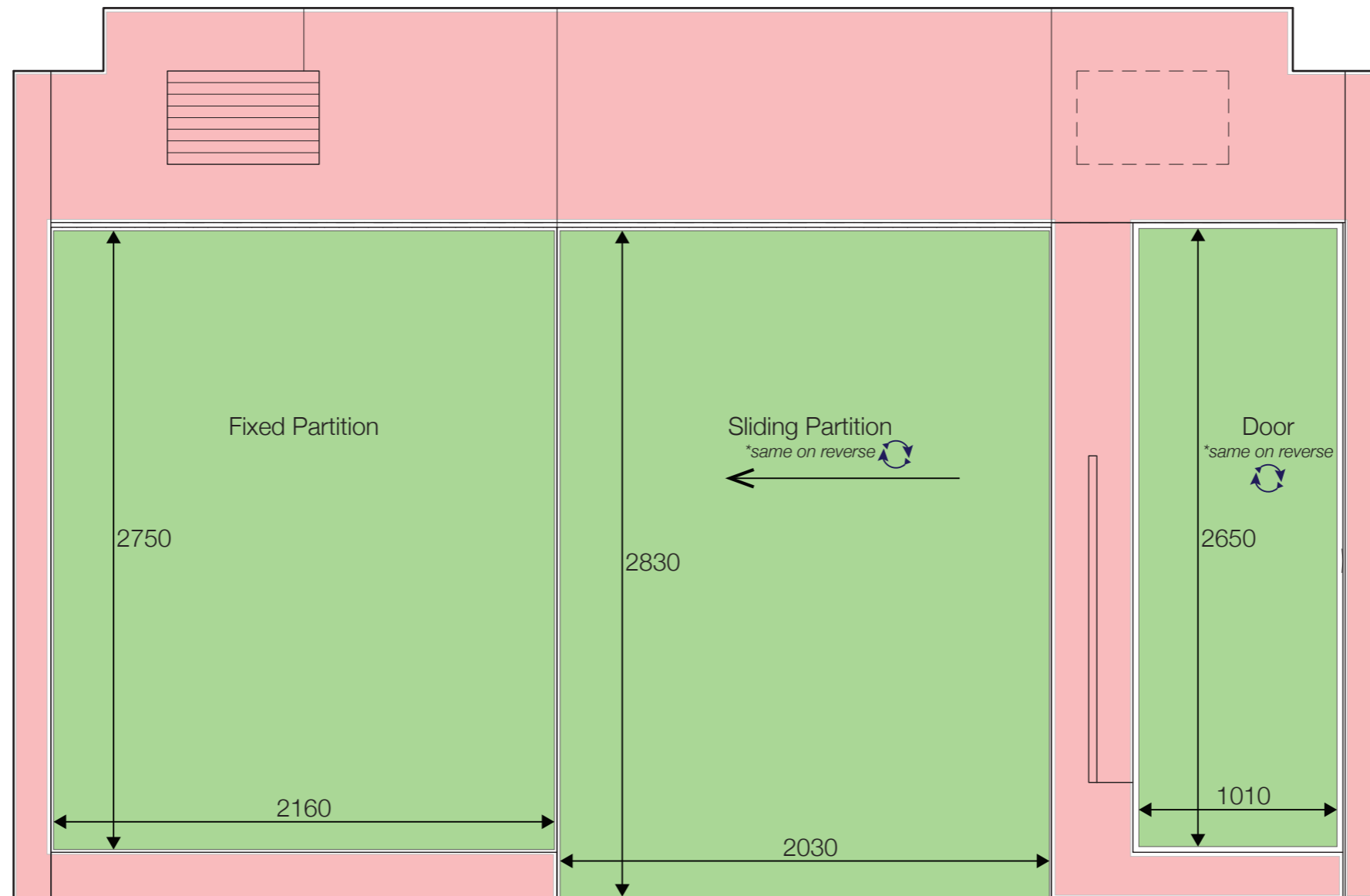


MSD Events & Exhibitions. REPORT DATE: Dec. 2016. CONDUCTED BY: Zack Dahdoule

## STUDIO 238- North, East, South, West Elevations

MATERIAL SPECIFIC DISPLAY AREAS:

-  Felt (pins), TOTAL: 50.35 m<sup>2</sup>
-  Solid Surface / White Board (Blue Tac / Magnets), TOTAL: 14.58 m<sup>2</sup>
-  Glass, TOTAL: 4.71 m<sup>2</sup>  NON-DISPLAY SURFACE



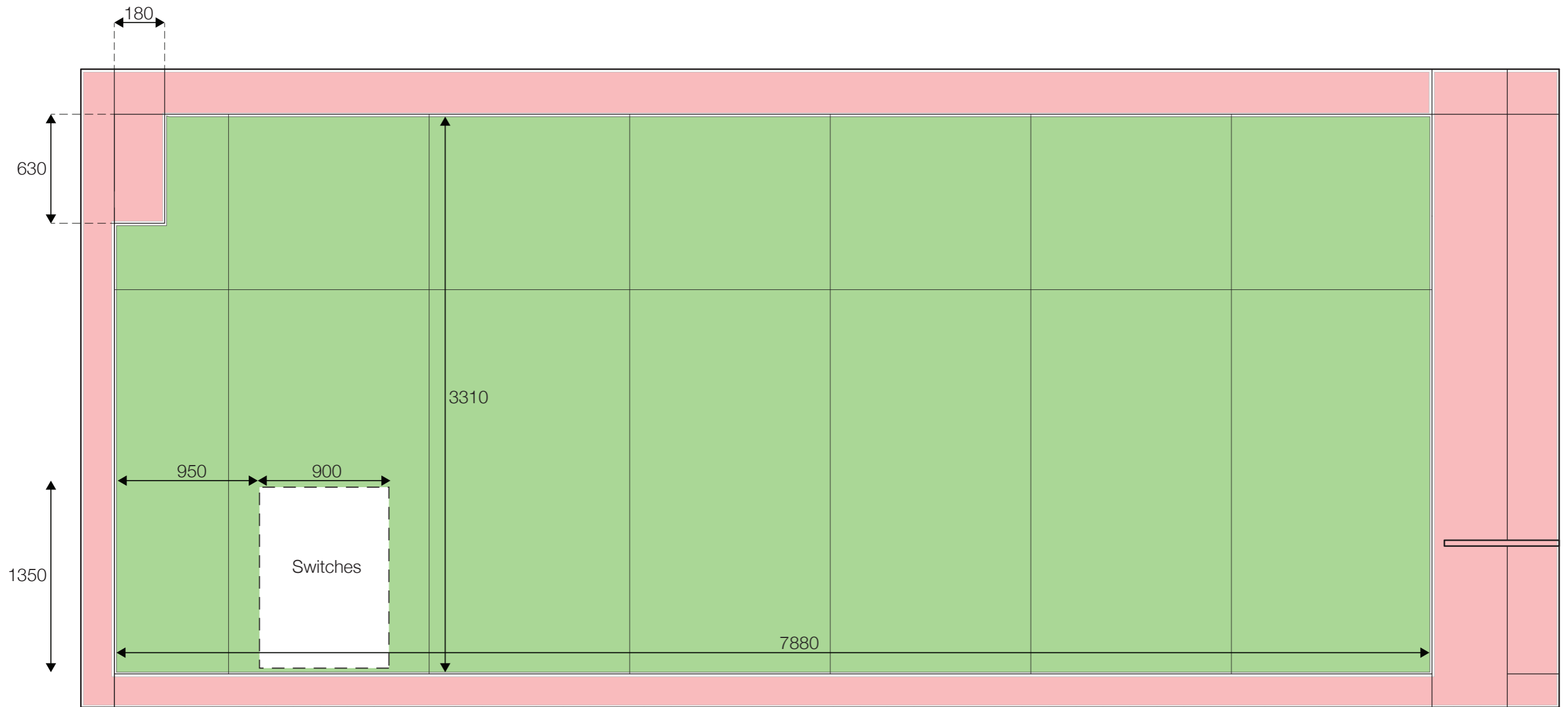
## STUDIO 238 North Elevation

Scale 1:25 MSD Events & Exhibitions. REPORT DATE: Dec. 2016. CONDUCTED BY: Zack Dahdoule

**TOTAL DISPLAY AREA: 14.36 m<sup>2</sup>**

- Felt (pins), **TOTAL: 14.36 m<sup>2</sup>**
- Solid Surface / White Board (Blue Tac / Magnets), **TOTAL: -**
- NON-DISPLAY SURFACE**

NOTE: This Drawing is Colour-Sensitive



# STUDIO 238

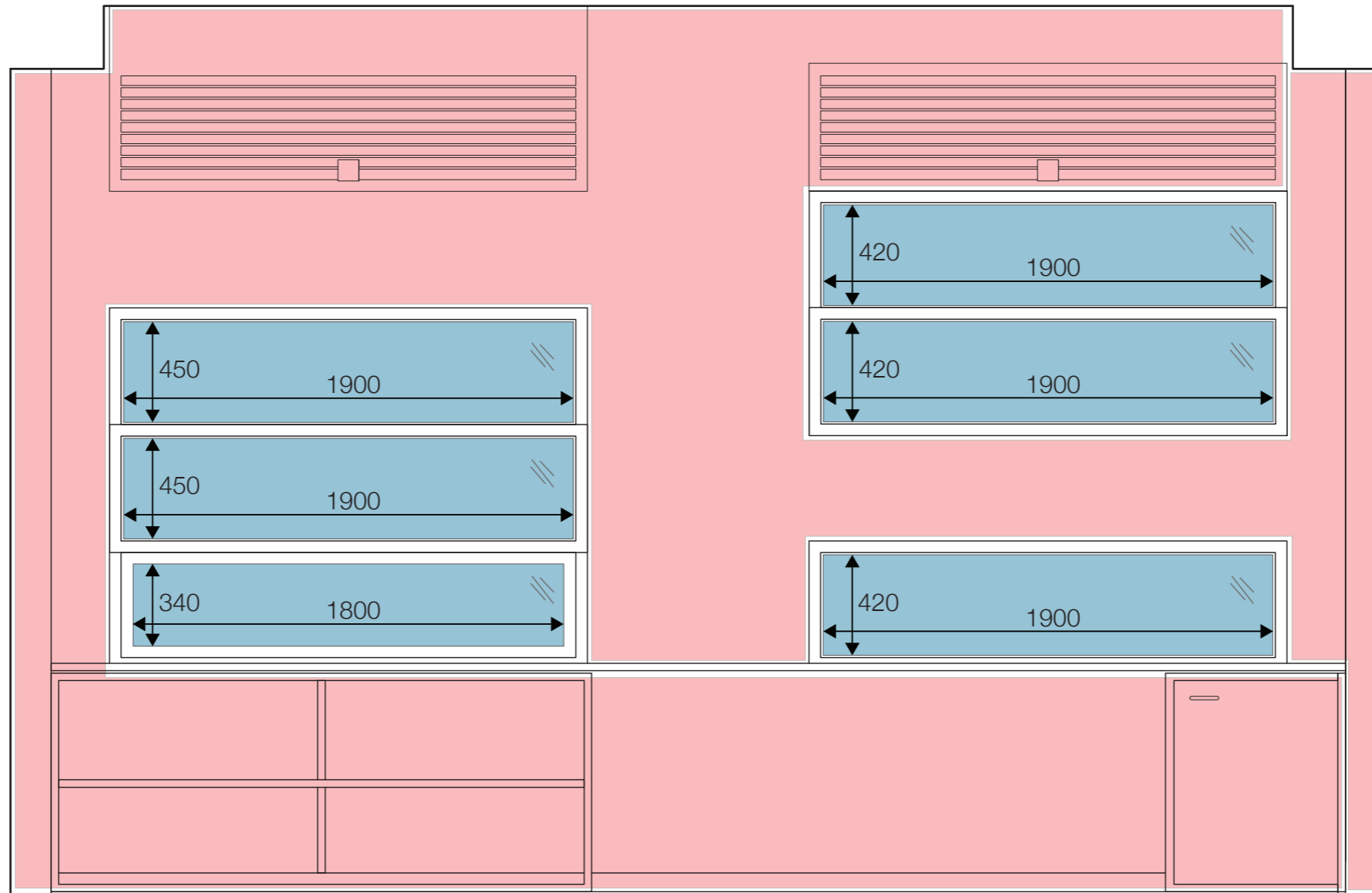
## East Elevation

Scale 1:25 MSD Events & Exhibitions. REPORT DATE: Dec. 2016. CONDUCTED BY: Zack Dahdoule

**TOTAL DISPLAY AREA: 24.76 m<sup>2</sup>**

- Felt (pins), **TOTAL: 24.76 m<sup>2</sup>**
- Solid Surface / White Board (Blue Tac / Magnets), **TOTAL: -**
- NON-DISPLAY SURFACE**

NOTE: This Drawing is Colour-Sensitive



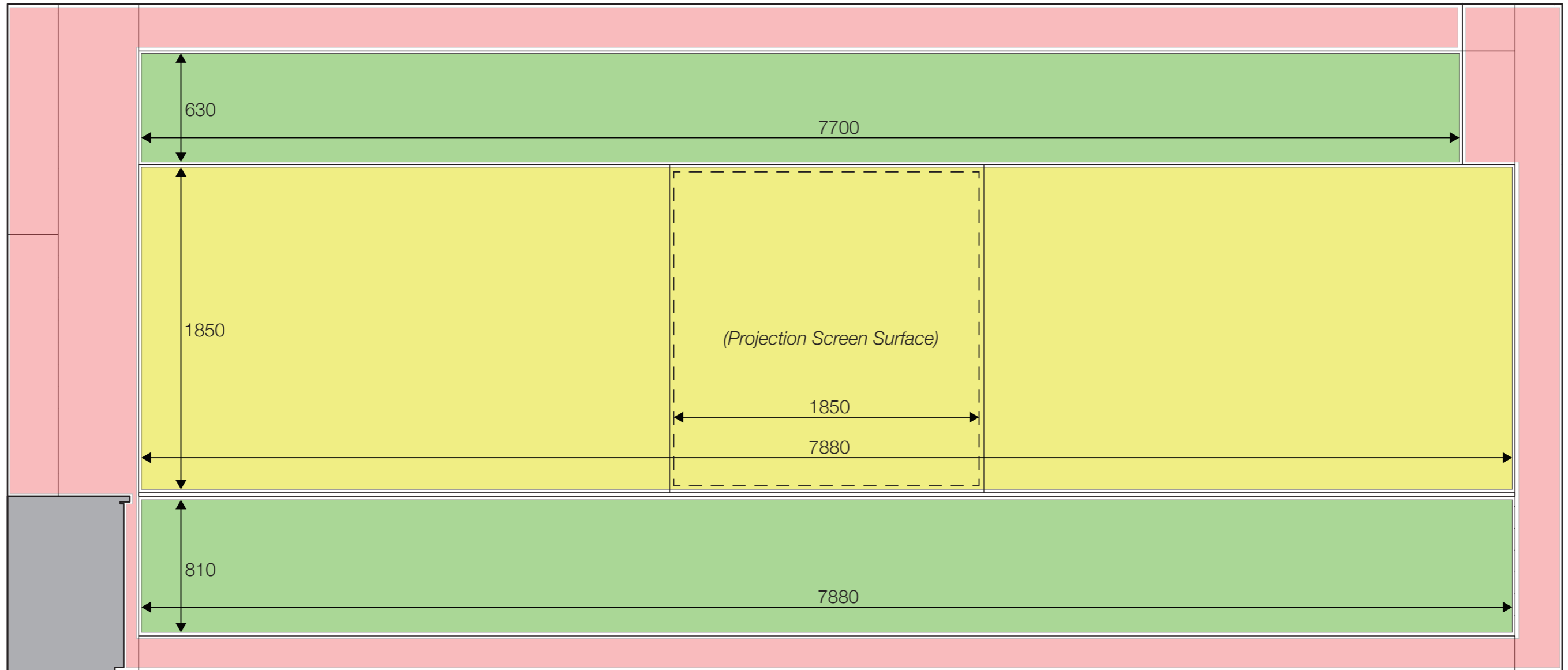
## STUDIO 238 South Elevation

Scale 1:25 MSD Events & Exhibitions. REPORT DATE: Dec. 2016. CONDUCTED BY: Zack Dahdoule

**TOTAL DISPLAY AREA: 0 m<sup>2</sup> (NOT inc. Glass 4.71m<sup>2</sup>)**

- Felt (pins), **TOTAL: -**
- Solid Surface / White Board (Blue Tac / Magnets), **TOTAL: -**
- Glass, **TOTAL: 4.71 m<sup>2</sup>**  **NON-DISPLAY SURFACE**

NOTE: This Drawing is Colour-Sensitive



## STUDIO 238

### West Elevation

Scale 1:25 MSD Events & Exhibitions. REPORT DATE: Dec. 2016. CONDUCTED BY: Zack Dahdoule



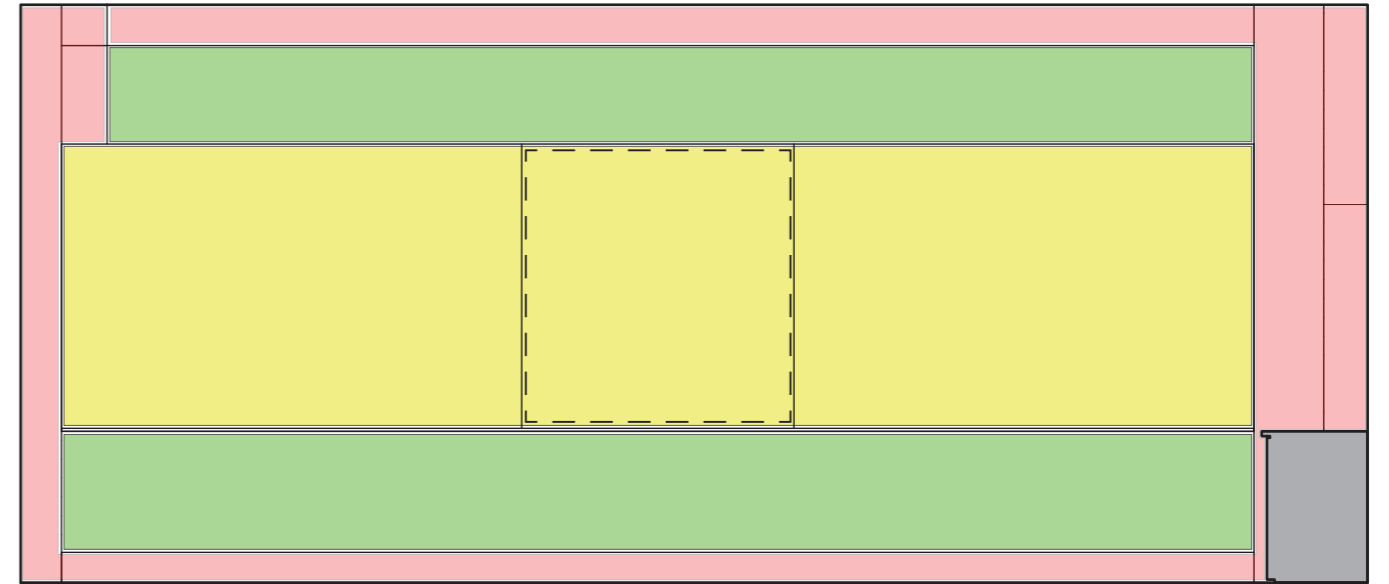
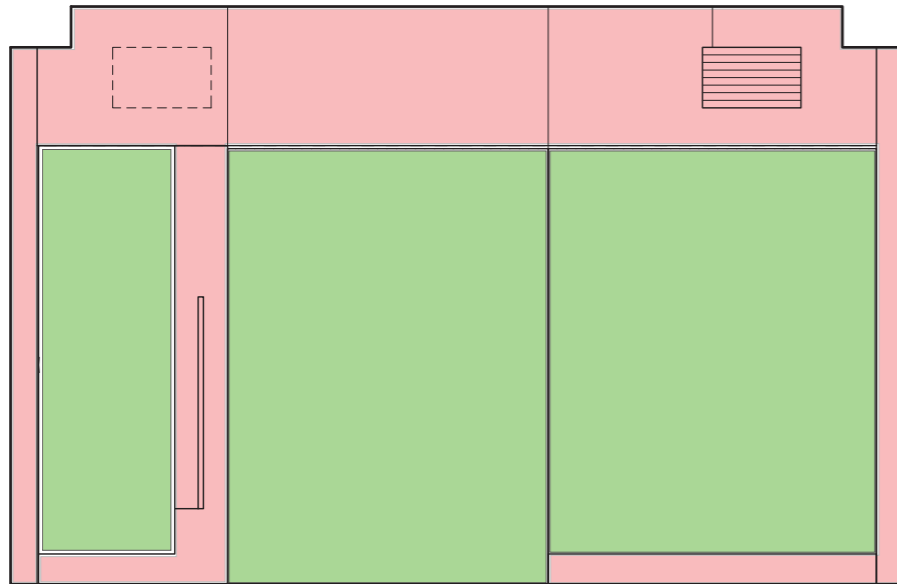
**TOTAL DISPLAY AREA: 25.81m<sup>2</sup>**

- Felt (pins), **TOTAL: 11.23m<sup>2</sup>**
- Solid Surface / White Board (Blue Tac / Magnets), **TOTAL: 14.58m<sup>2</sup>**
- NON-DISPLAY SURFACE

NOTE: This Drawing is Colour-Sensitive

# STUDIO 239

TOTAL (INTERNAL) DISPLAY AREA: 64.78 m<sup>2</sup>

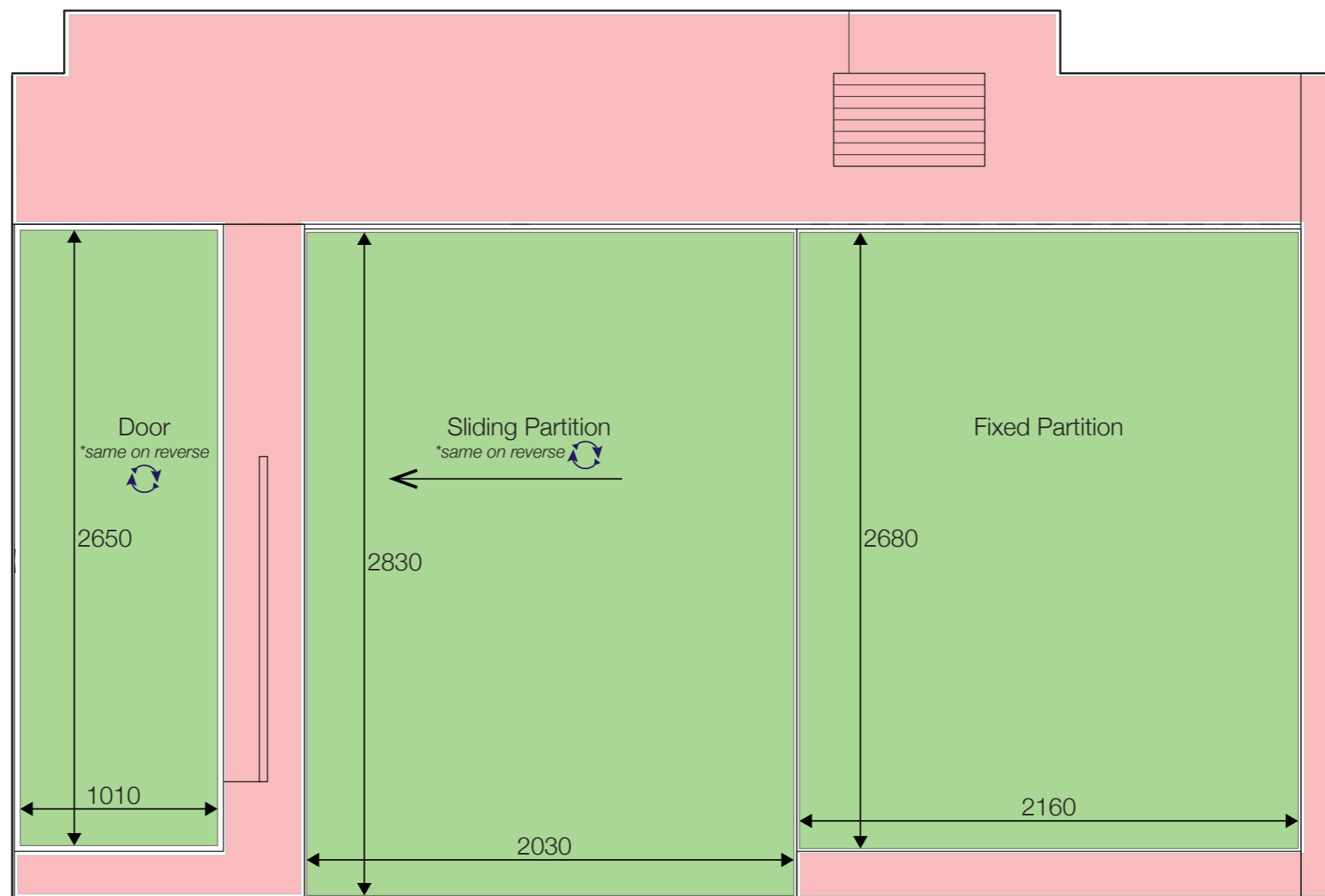


MSD Events & Exhibitions. REPORT DATE: Dec. 2016. CONDUCTED BY: Zack Dahdoule

## STUDIO 239- North, East, South, West Elevations

MATERIAL SPECIFIC DISPLAY AREAS:

-  Felt (pins), TOTAL: 50.20 m<sup>2</sup>
-  Solid Surface / White Board (Blue Tac / Magnets), TOTAL: 14.58 m<sup>2</sup>
-  Glass, TOTAL: 3.14 m<sup>2</sup>
-  NON-DISPLAY SURFACE



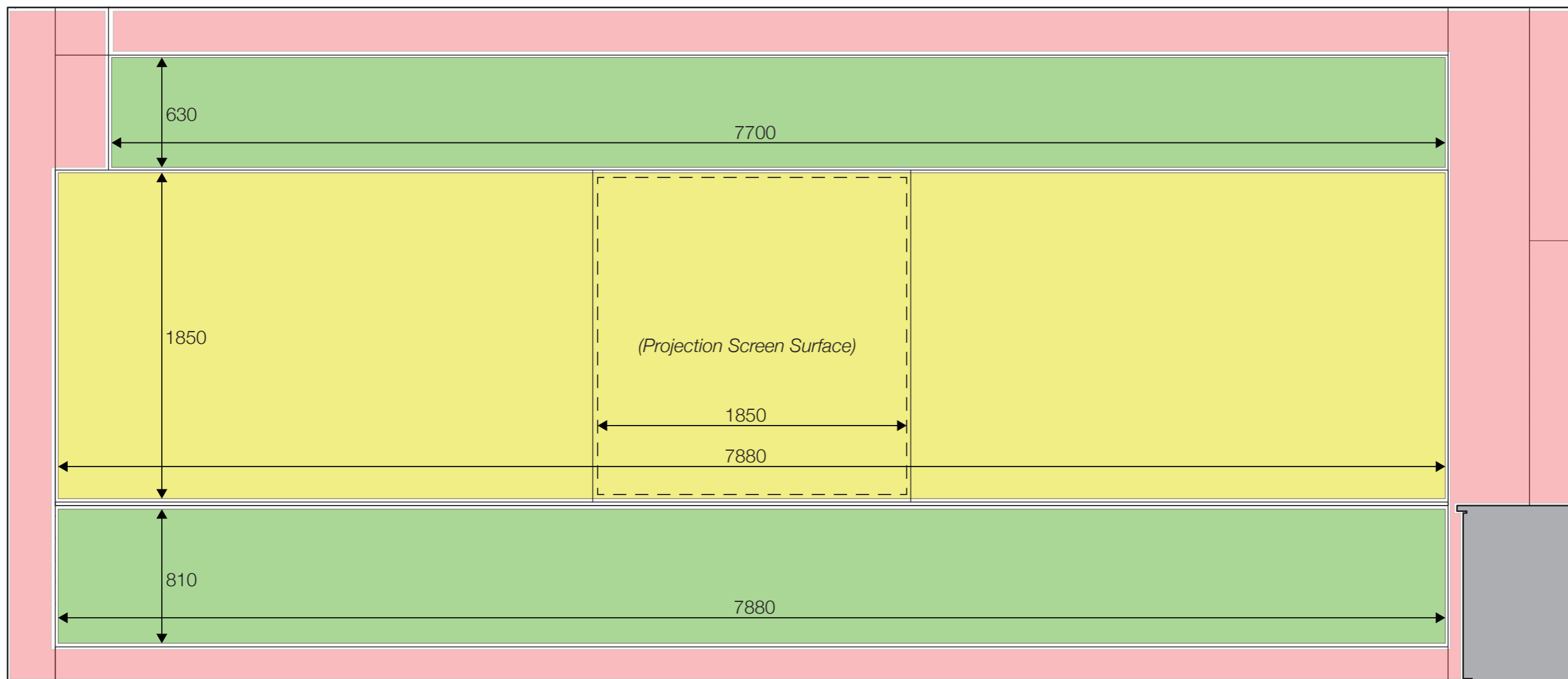
## STUDIO 239 North Elevation

Scale 1:25 MSD Events & Exhibitions. REPORT DATE: Dec. 2016. CONDUCTED BY: Zack Dahdoule

**TOTAL DISPLAY AREA: 14.21 m<sup>2</sup>**

- Felt (pins), **TOTAL: 14.21 m<sup>2</sup>**
- Solid Surface / White Board (Blue Tac / Magnets), **TOTAL: -**
- NON-DISPLAY SURFACE**

NOTE: This Drawing is Colour-Sensitive



# STUDIO 239

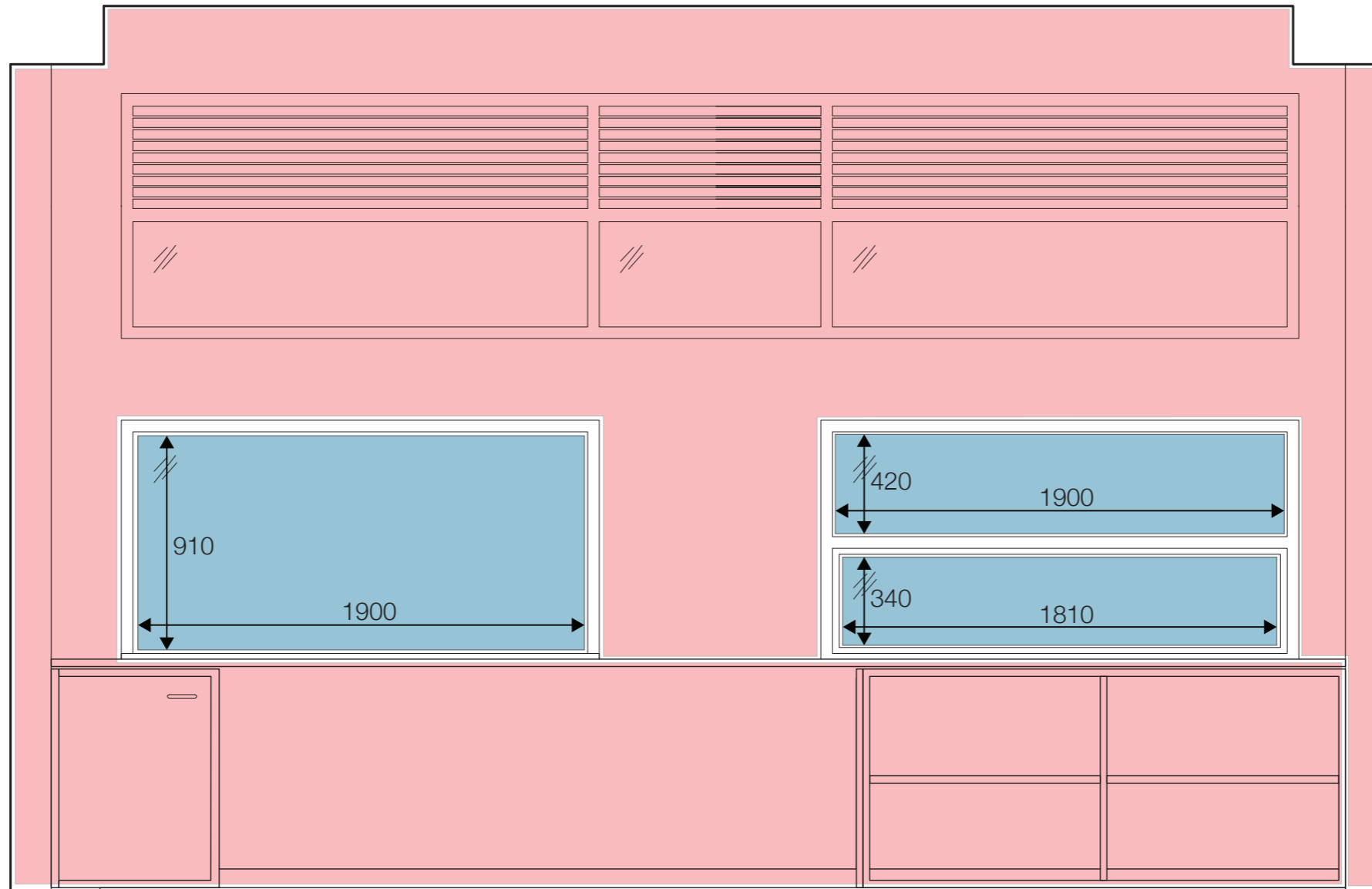
## East Elevation

Scale 1:25 MSD Events & Exhibitions. REPORT DATE: Dec. 2016. CONDUCTED BY: Zack Dahdoule

**TOTAL DISPLAY AREA: 25.81m<sup>2</sup>**

- Felt (pins), **TOTAL: 11.23m<sup>2</sup>**
- Solid Surface / White Board (Blue Tac / Magnets), **TOTAL: 14.58m<sup>2</sup>**
- NON-DISPLAY SURFACE

NOTE: This Drawing is Colour-Sensitive



## STUDIO 239

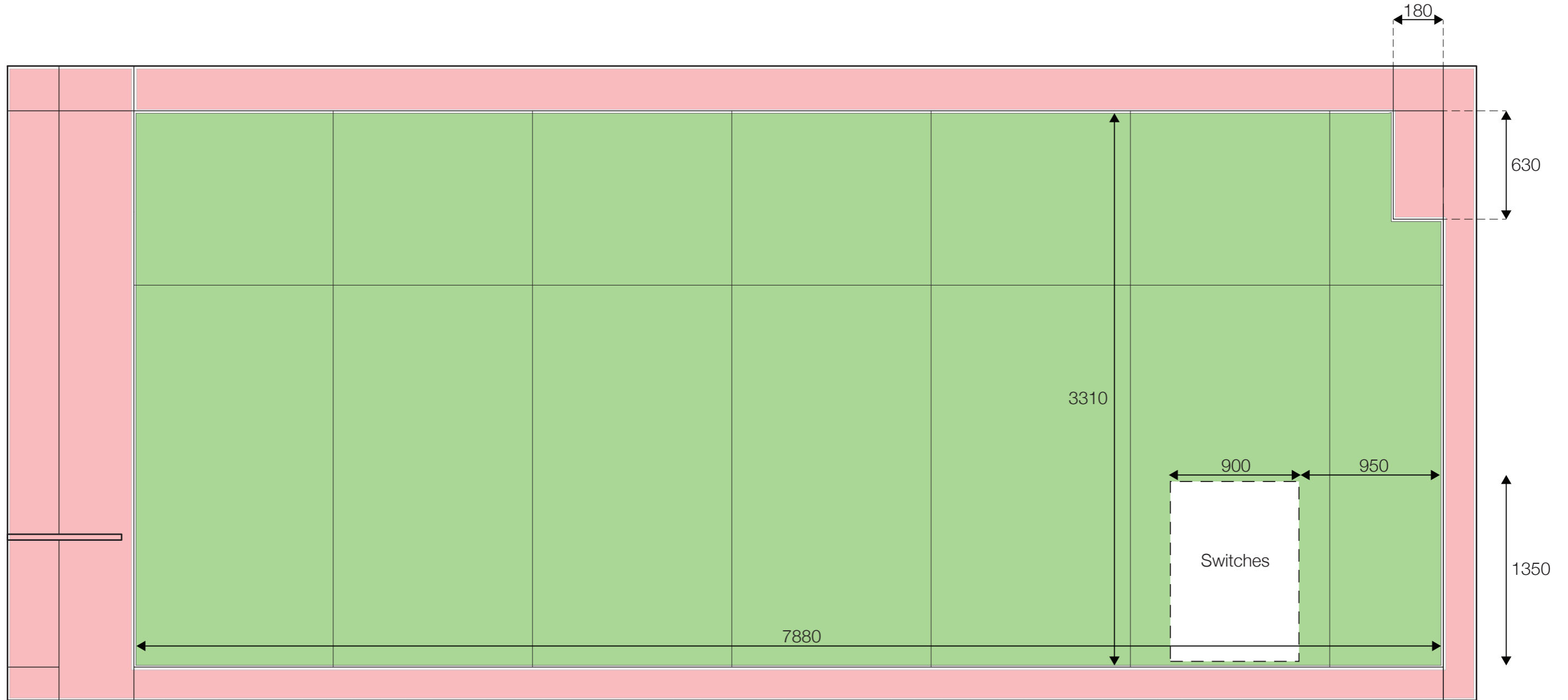
### South Elevation

Scale 1:25 MSD Events & Exhibitions. REPORT DATE: Dec. 2016. CONDUCTED BY: Zack Dahdoule

**TOTAL DISPLAY AREA: 0 m<sup>2</sup> (NOT inc. Glass 3.14m<sup>2</sup>)**

- Felt (pins), **TOTAL: -**
- Solid Surface / White Board (Blue Tac / Magnets), **TOTAL: -**
- Glass, **TOTAL: 3.14 m<sup>2</sup>**  **NON-DISPLAY SURFACE**

NOTE: This Drawing is Colour-Sensitive



## STUDIO 239

### West Elevation

Scale 1:25 MSD Events & Exhibitions. REPORT DATE: Dec. 2016. CONDUCTED BY: Zack Dahdoule

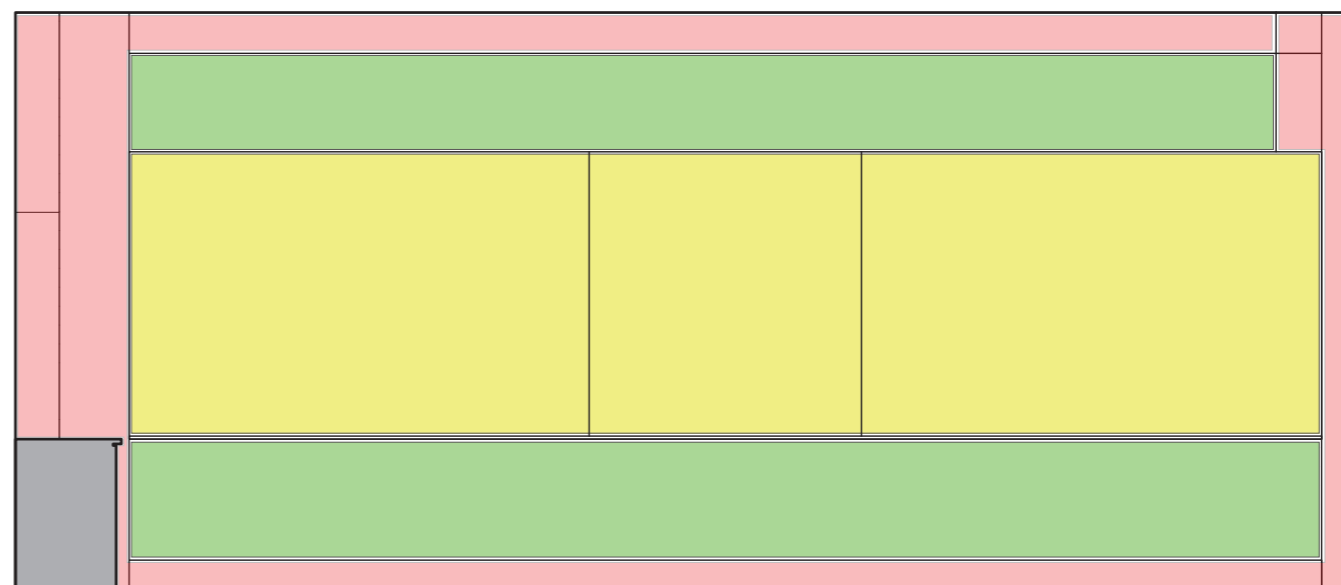
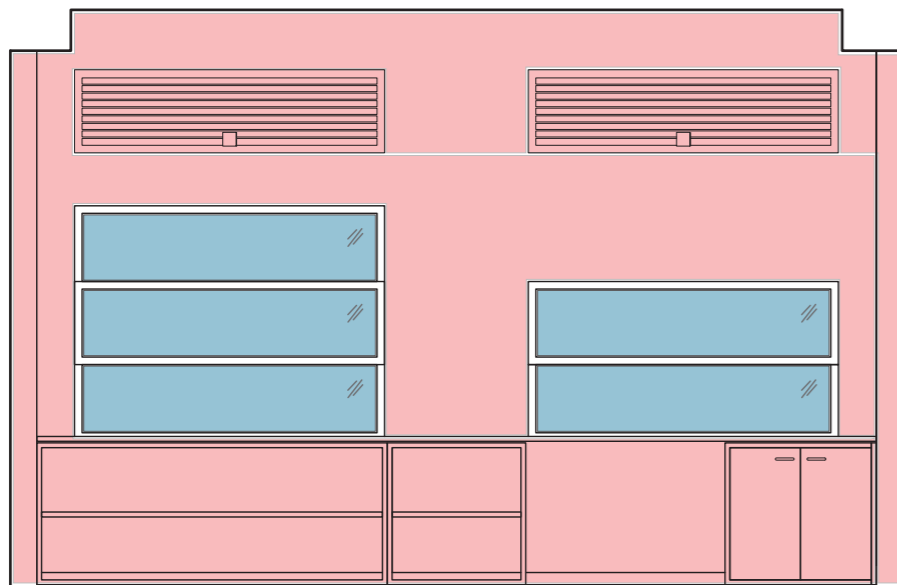
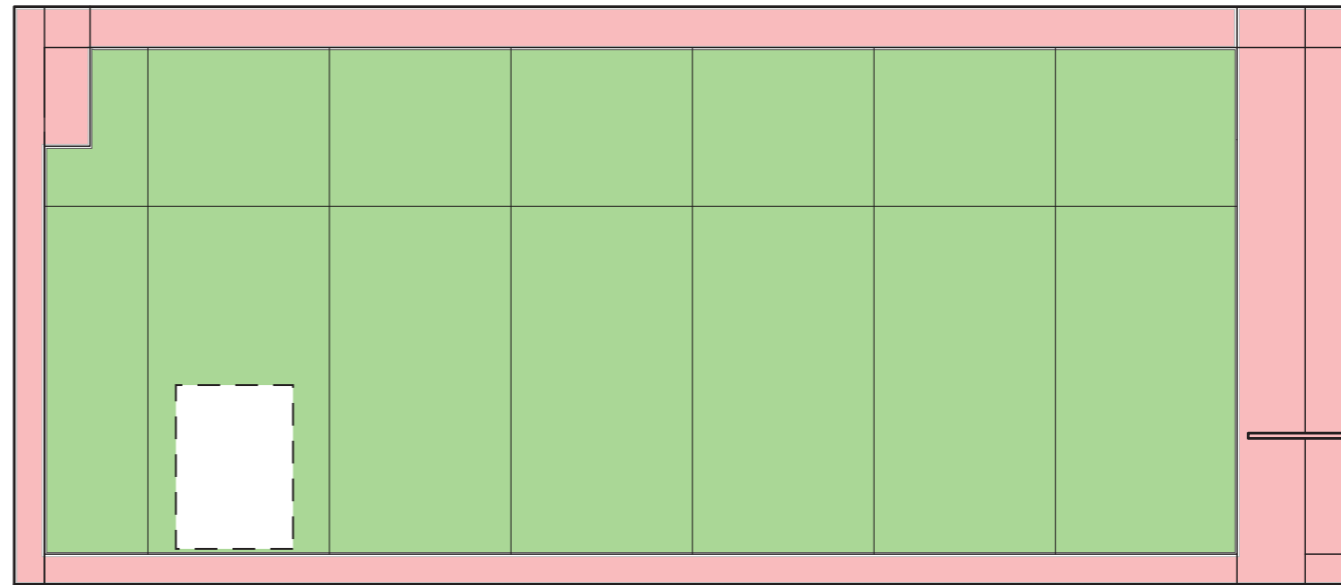
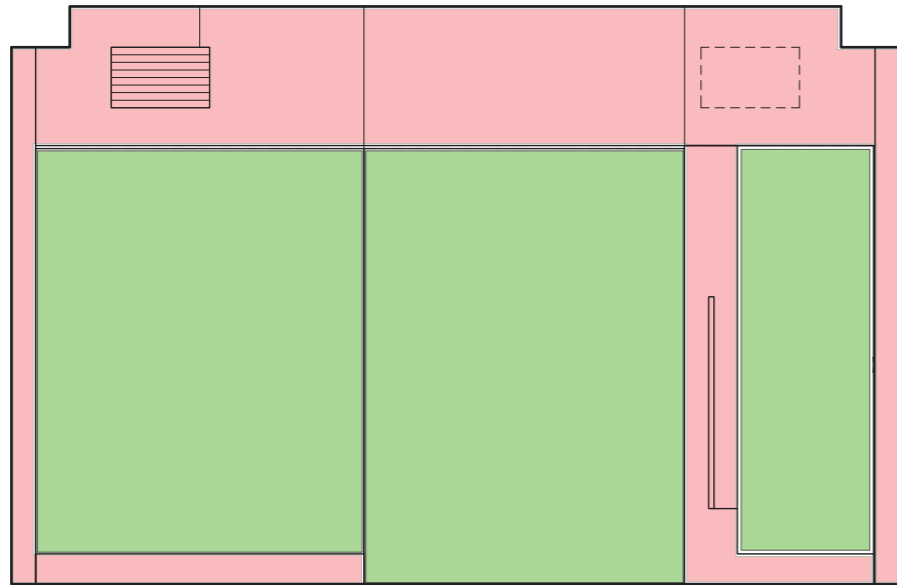
**TOTAL DISPLAY AREA: 24.76 m<sup>2</sup>**

- Felt (pins), **TOTAL: 24.76 m<sup>2</sup>**
- Solid Surface / White Board (Blue Tac / Magnets), **TOTAL: -**
- NON-DISPLAY SURFACE**

NOTE: This Drawing is Colour-Sensitive

# STUDIO 240




TOTAL (INTERNAL) DISPLAY AREA: 69.20m<sup>2</sup>

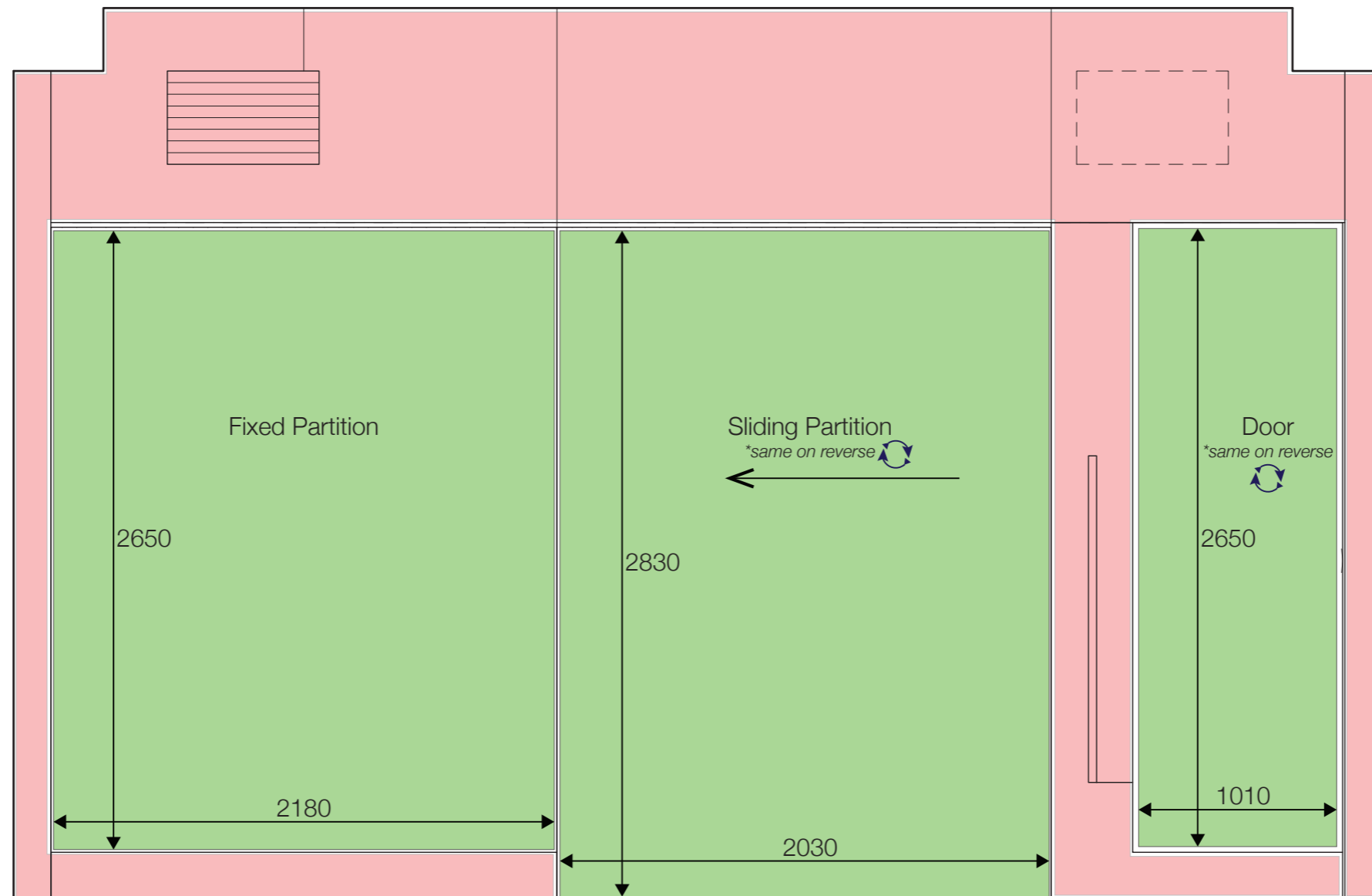


MSD Events & Exhibitions. REPORT DATE: Dec. 2016. CONDUCTED BY: Zack Dahdoule

## STUDIO 240- North, East, South, West Elevations

MATERIAL SPECIFIC DISPLAY AREAS:

-  Felt (pins), TOTAL: 50.44 m<sup>2</sup>
-  Solid Surface / White Board (Blue Tac / Magnets), TOTAL: 14.61m<sup>2</sup>
-  Glass, TOTAL: 4.15 m<sup>2</sup>



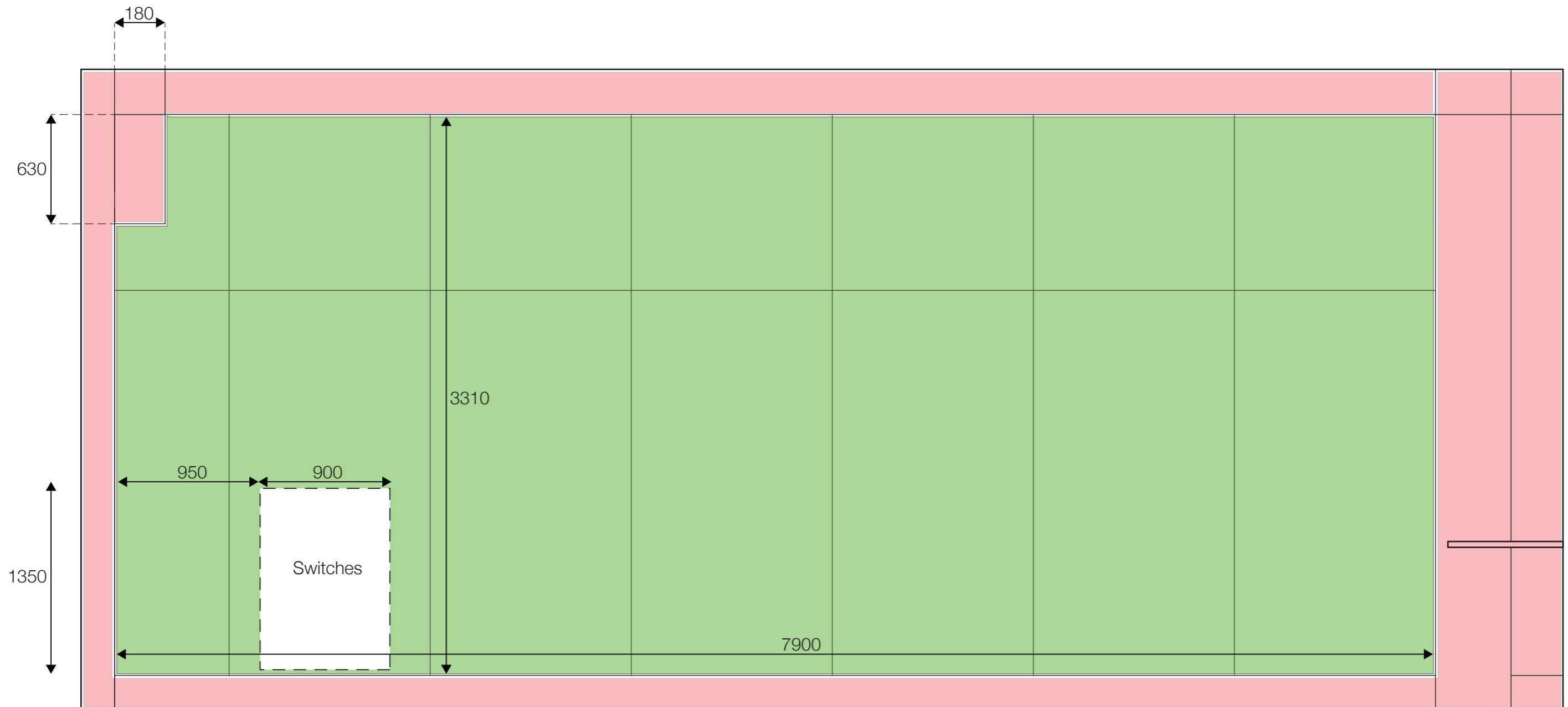
## STUDIO 240 North Elevation

Scale 1:25 MSD Events & Exhibitions. REPORT DATE: Dec. 2016. CONDUCTED BY: Zack Dahdoule

**TOTAL DISPLAY AREA: 14.20m<sup>2</sup>**

- Felt (pins), **TOTAL: 14.20 m<sup>2</sup>**
- Solid Surface / White Board (Blue Tac / Magnets), **TOTAL: -**
- NON-DISPLAY SURFACE**

NOTE: This Drawing is Colour-Sensitive



# STUDIO 240

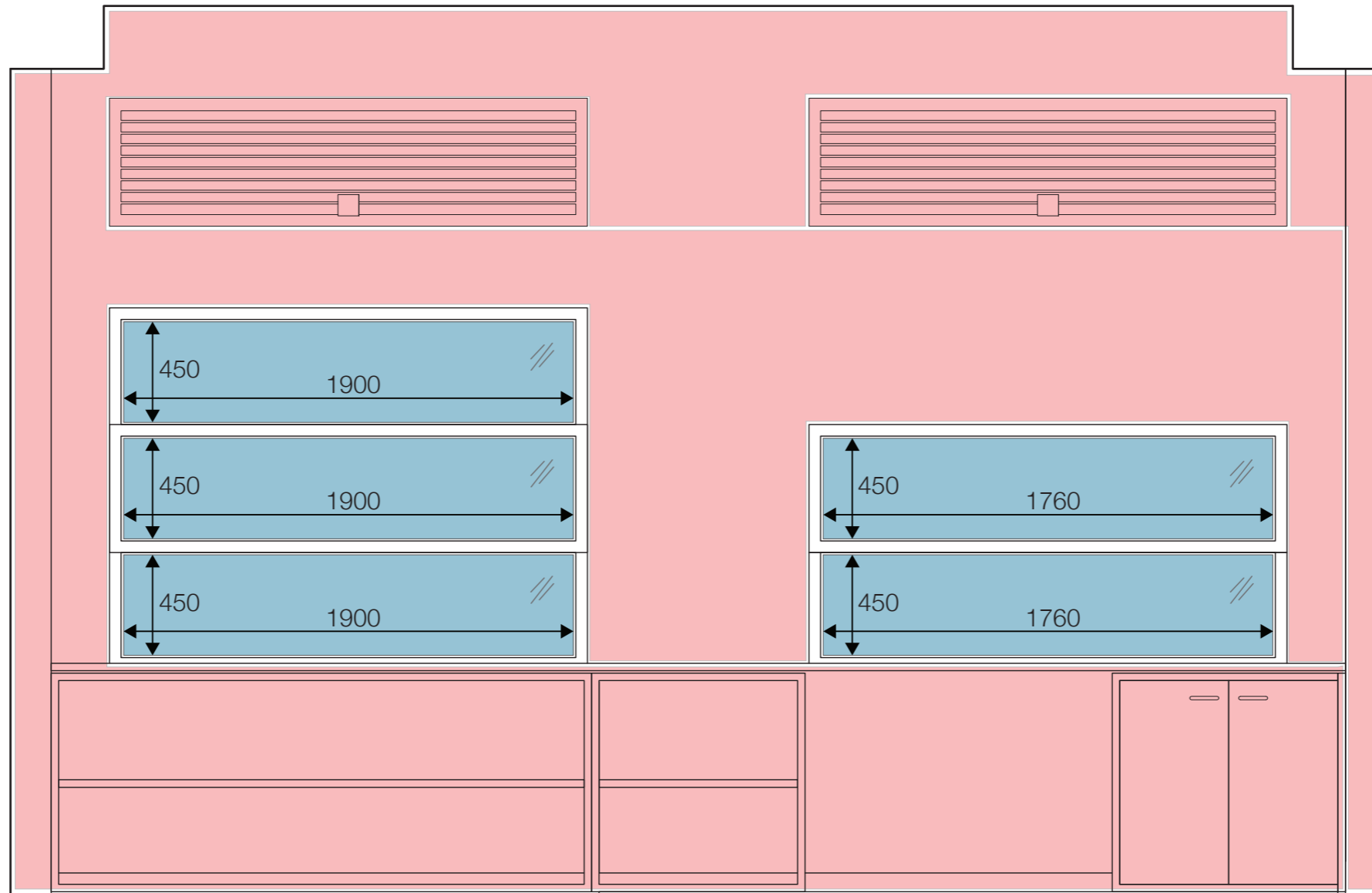
## East Elevation

Scale 1:25 MSD Events & Exhibitions. REPORT DATE: Dec. 2016. CONDUCTED BY: Zack Dahdoule

**TOTAL DISPLAY AREA: 24.82m<sup>2</sup>**

- Felt (pins), **TOTAL: 24.82 m<sup>2</sup>**
- Solid Surface / White Board (Blue Tac / Magnets), **TOTAL: -**
- NON-DISPLAY SURFACE**

NOTE: This Drawing is Colour-Sensitive



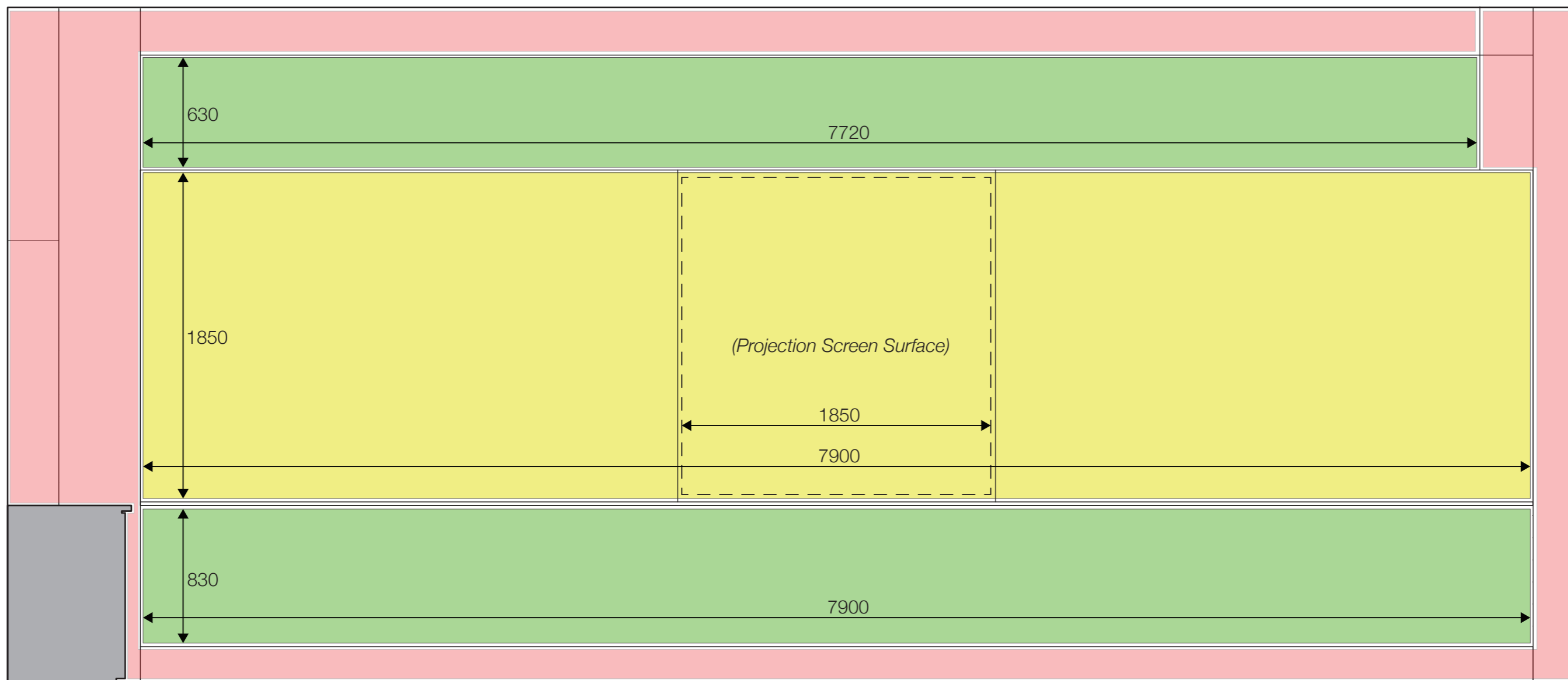
## STUDIO 240 South Elevation

Scale 1:25 MSD Events & Exhibitions. REPORT DATE: Dec. 2016. CONDUCTED BY: Zack Dahdoule

**TOTAL DISPLAY AREA: 0m<sup>2</sup> (Glass 4.15m<sup>2</sup>)**

- Felt (pins), **TOTAL: -**
- Solid Surface / White Board (Blue Tac / Magnets), **TOTAL: -**
- Glass, **TOTAL: 4.15 m<sup>2</sup>**  **NON-DISPLAY SURFACE**

NOTE: This Drawing is Colour-Sensitive



# STUDIO 240

## West Elevation

Scale 1:25 MSD Events & Exhibitions. REPORT DATE: Dec. 2016. CONDUCTED BY: Zack Dahdoule


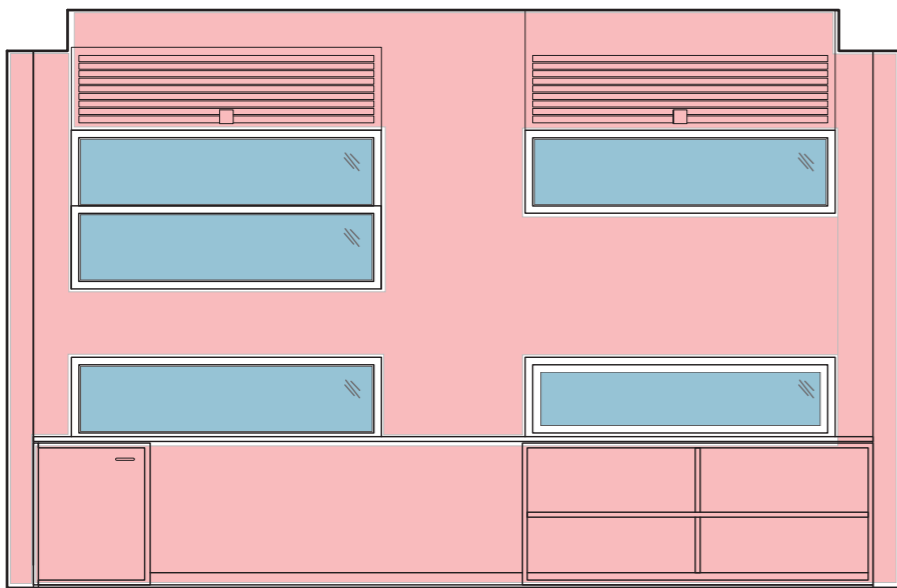
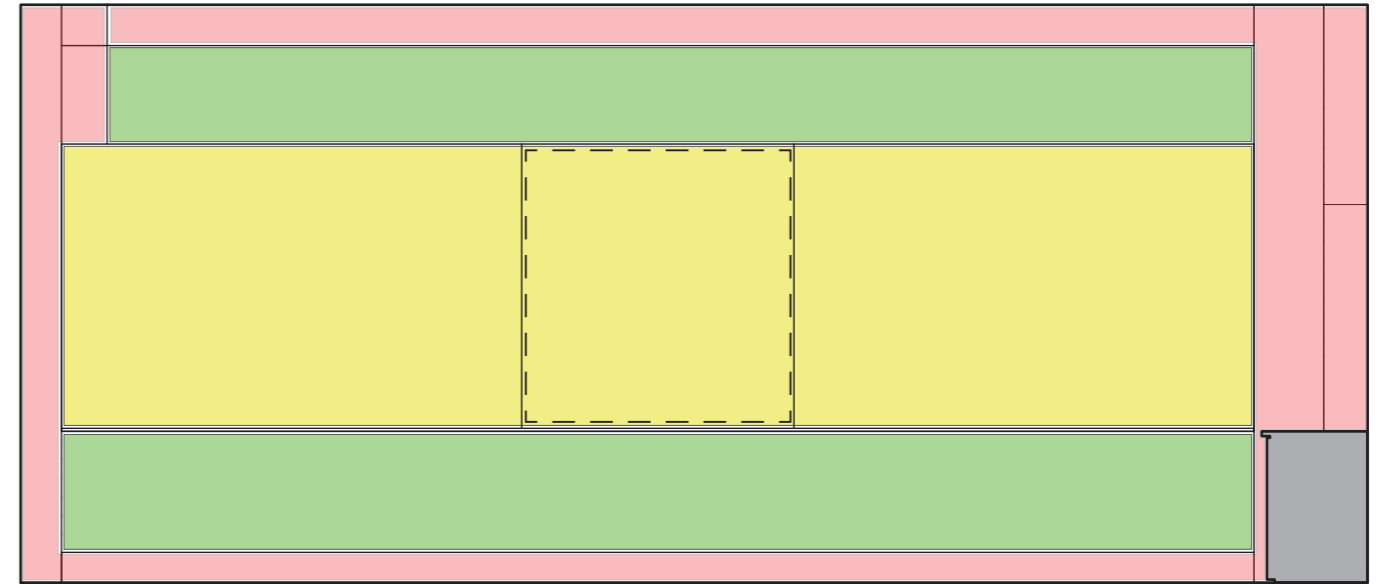
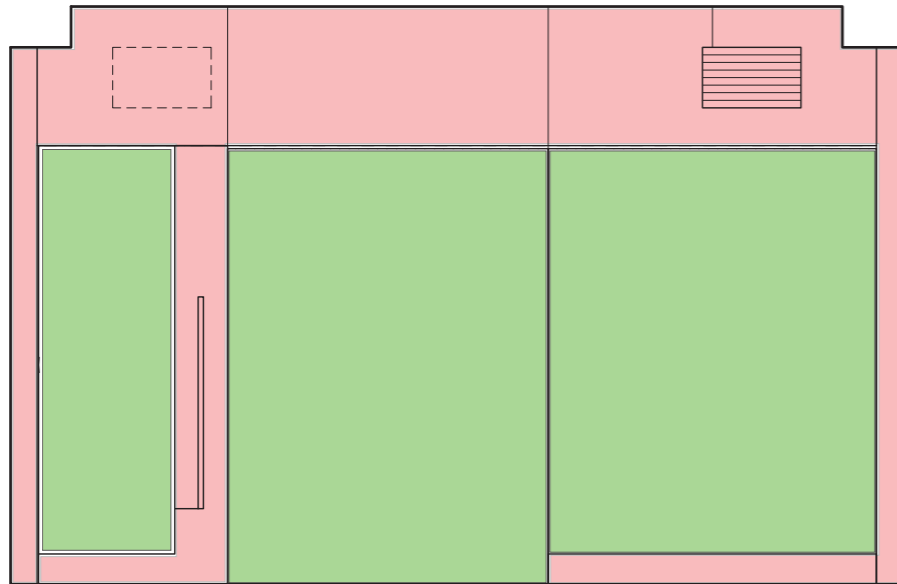
**TOTAL DISPLAY AREA: 26.03m<sup>2</sup>**

- Felt (pins), **TOTAL: 11.42m<sup>2</sup>**
- Solid Surface / White Board (Blue Tac / Magnets), **TOTAL: 14.61m<sup>2</sup>**
- NON-DISPLAY SURFACE

NOTE: This Drawing is Colour-Sensitive

# STUDIO 241

TOTAL (INTERNAL) DISPLAY AREA: 66.11 m<sup>2</sup>

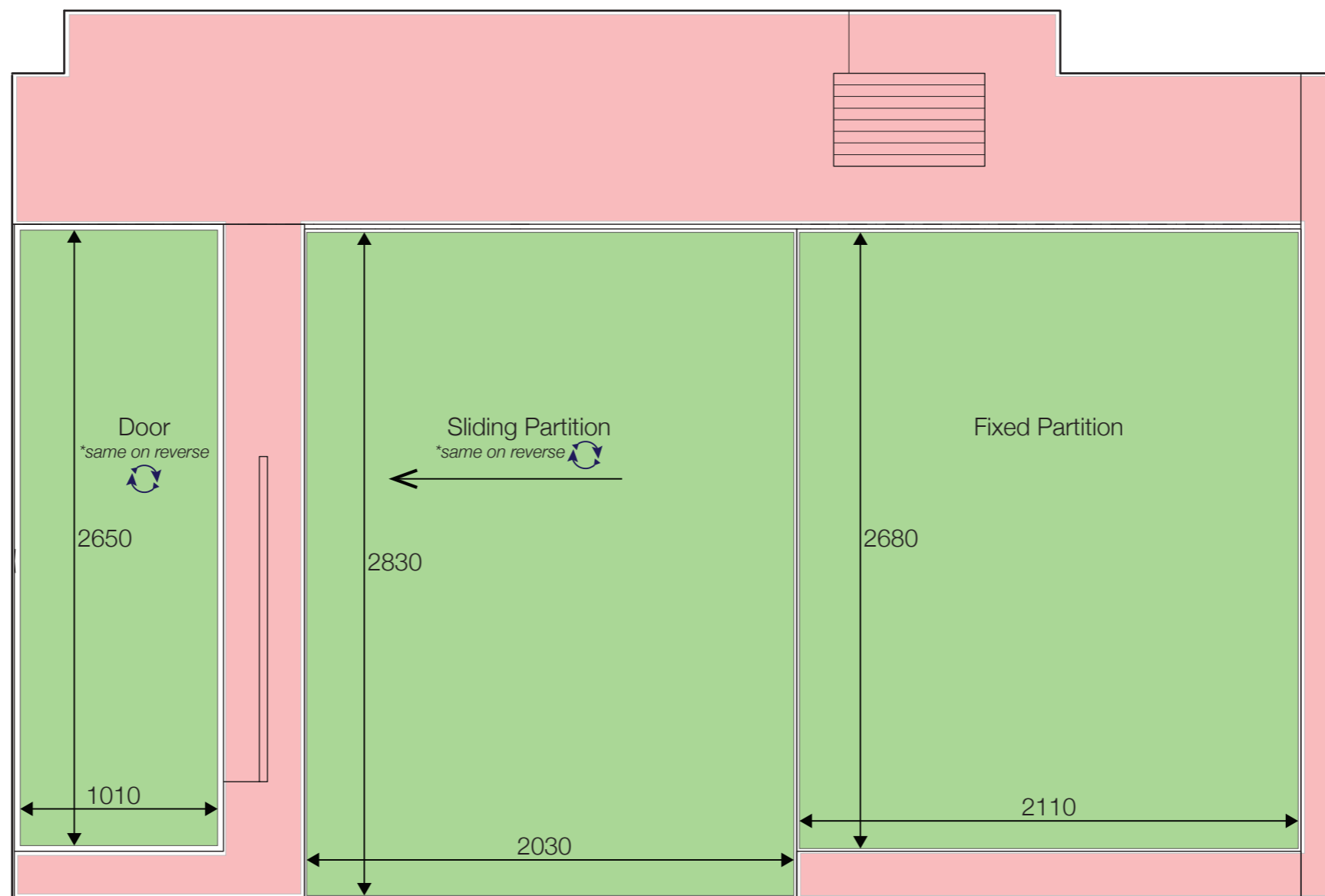


MSD Events & Exhibitions. REPORT DATE: Dec. 2016. CONDUCTED BY: Zack Dahdoule

## STUDIO 241 - North, East, South, West Elevations

MATERIAL SPECIFIC DISPLAY AREAS:

-  Felt (pins), TOTAL: 51.53 m<sup>2</sup>
-  Solid Surface / White Board (Blue Tac / Magnets), TOTAL: 14.58 m<sup>2</sup>
-  Glass, TOTAL: 3.85 m<sup>2</sup>  NON-DISPLAY SURFACE



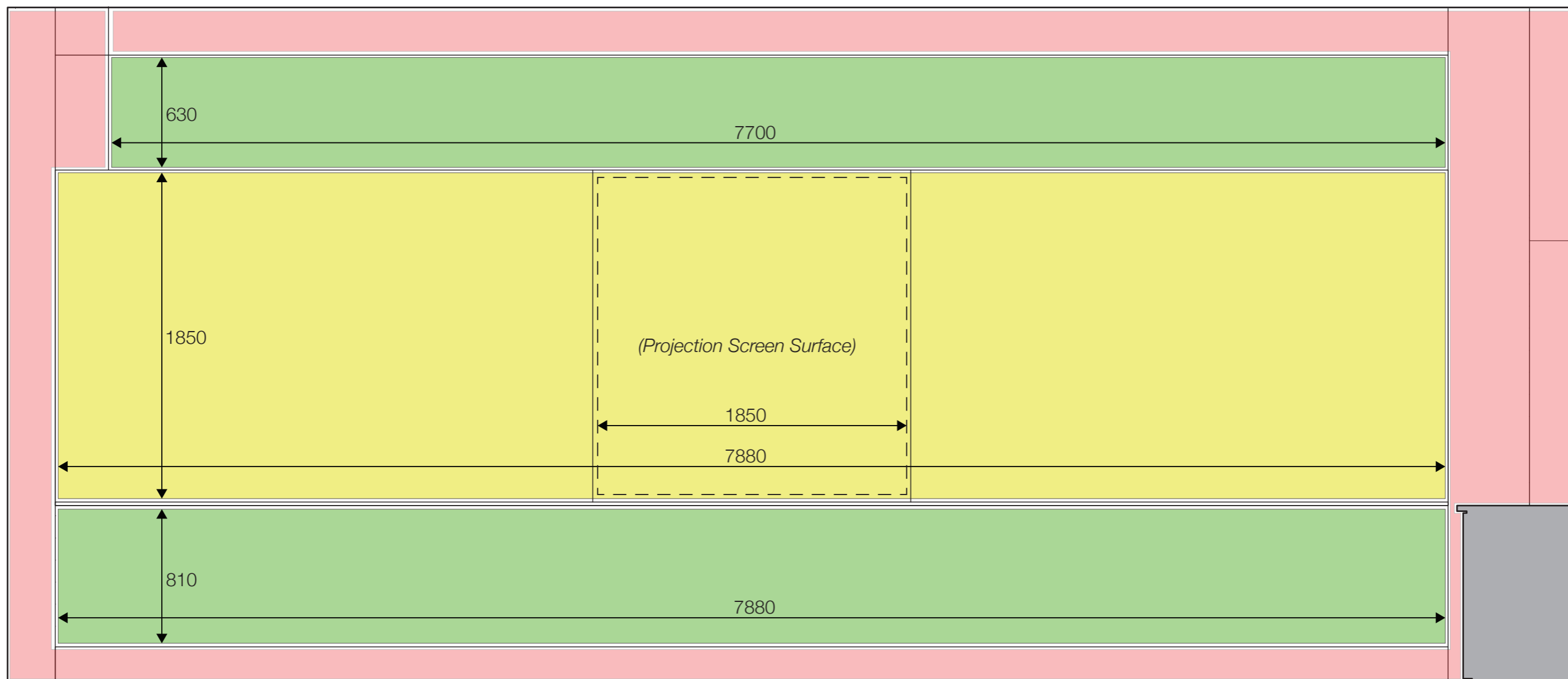
## STUDIO 241 North Elevation

Scale 1:25 MSD Events & Exhibitions. REPORT DATE: Dec. 2016. CONDUCTED BY: Zack Dahdoule

**TOTAL DISPLAY AREA: 14.08 m<sup>2</sup>**

- Felt (pins), **TOTAL: 14.08 m<sup>2</sup>**
- Solid Surface / White Board (Blue Tac / Magnets), **TOTAL: -**
- NON-DISPLAY SURFACE**

NOTE: This Drawing is Colour-Sensitive



# STUDIO 241

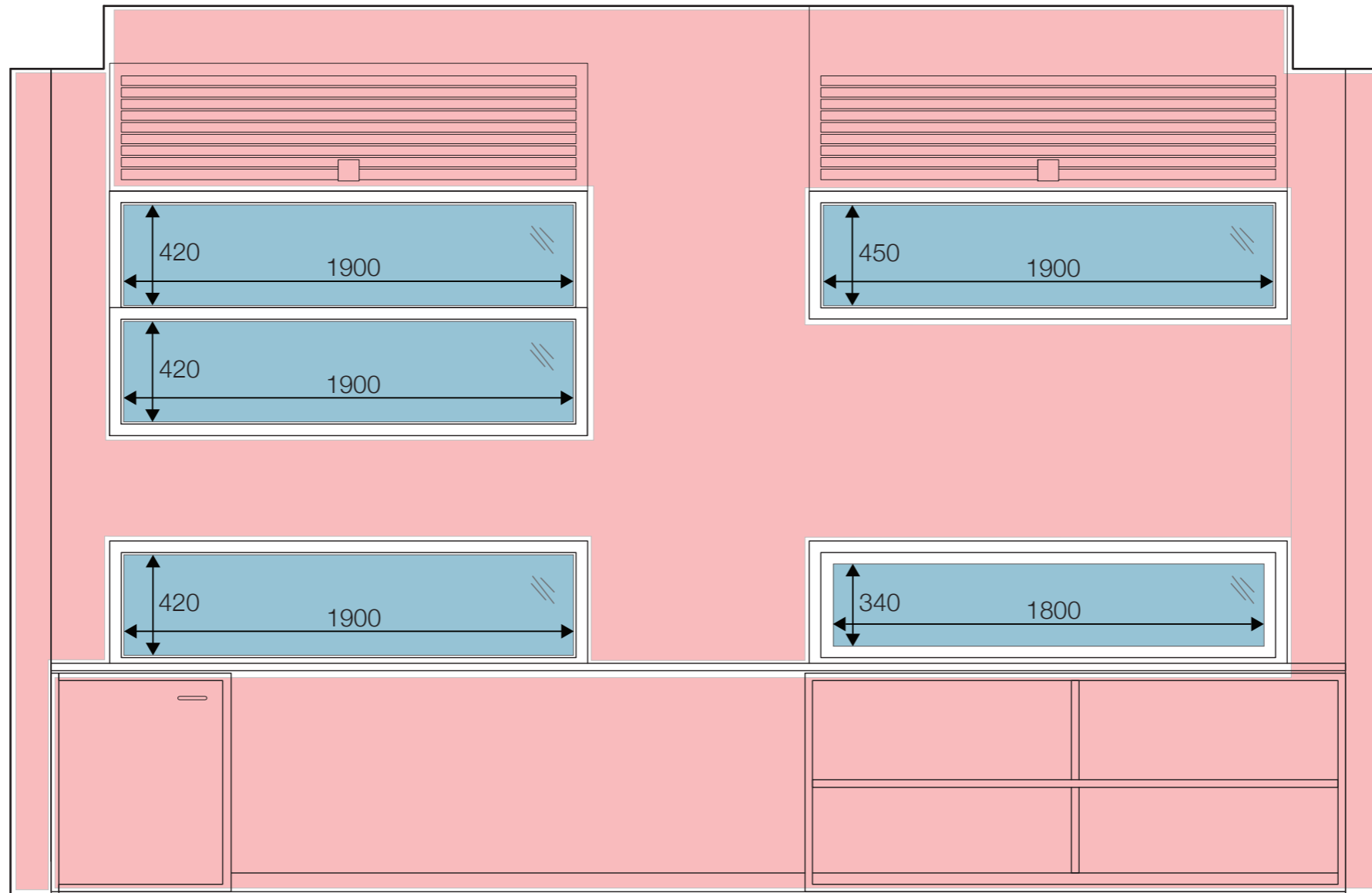
## East Elevation

Scale 1:25 MSD Events & Exhibitions. REPORT DATE: Dec. 2016. CONDUCTED BY: Zack Dahdoule

**TOTAL DISPLAY AREA: 25.81m<sup>2</sup>**

- Felt (pins), **TOTAL: 11.23m<sup>2</sup>**
- Solid Surface / White Board (Blue Tac / Magnets), **TOTAL: 14.58m<sup>2</sup>**
- NON-DISPLAY SURFACE

NOTE: This Drawing is Colour-Sensitive



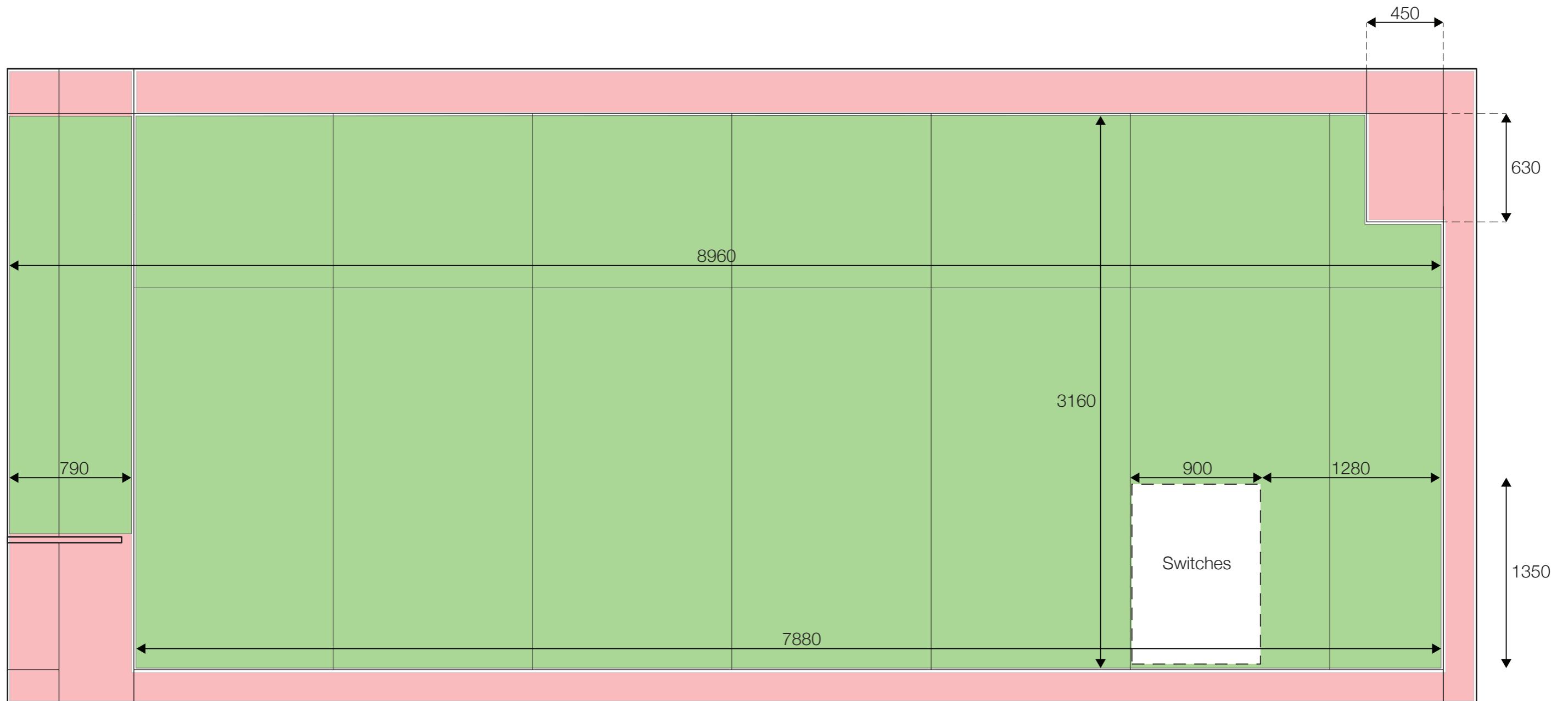
## STUDIO 241 South Elevation

Scale 1:25 MSD Events & Exhibitions. REPORT DATE: Dec. 2016. CONDUCTED BY: Zack Dahdoule

**TOTAL DISPLAY AREA: 0 m<sup>2</sup> (NOT inc. Glass 3.85m<sup>2</sup>)**

- Felt (pins), **TOTAL: -**
- Solid Surface / White Board (Blue Tac / Magnets), **TOTAL: -**
- Glass, **TOTAL: 3.85 m<sup>2</sup>**  **NON-DISPLAY SURFACE**

NOTE: This Drawing is Colour-Sensitive



# STUDIO 241

## West Elevation

Scale 1:25 MSD Events & Exhibitions. REPORT DATE: Dec. 2016. CONDUCTED BY: Zack Dahdoule

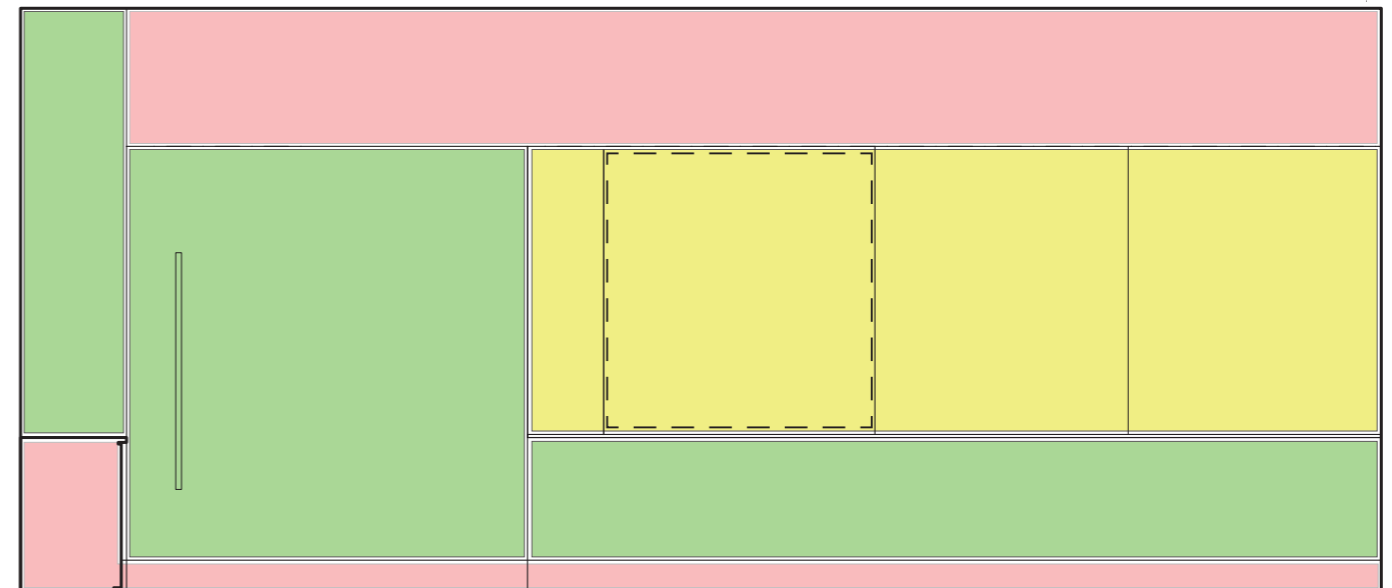
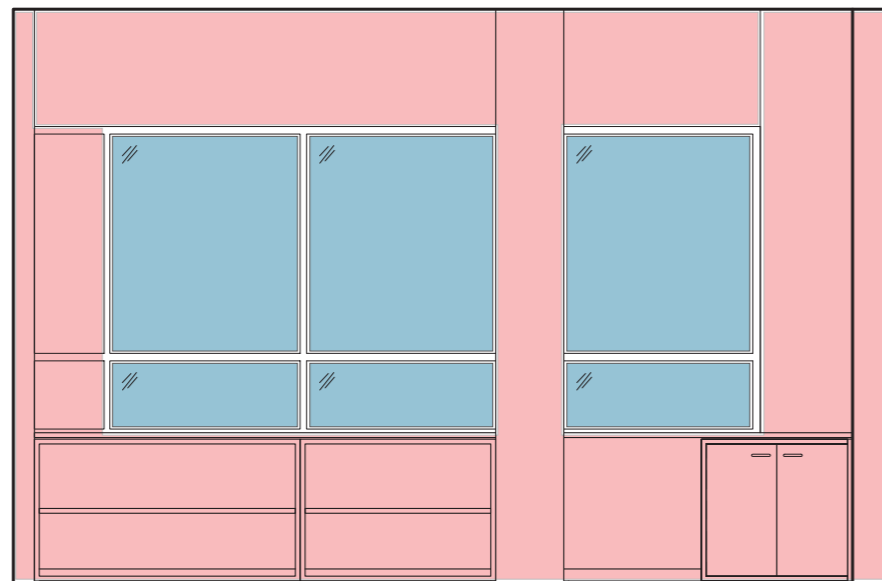

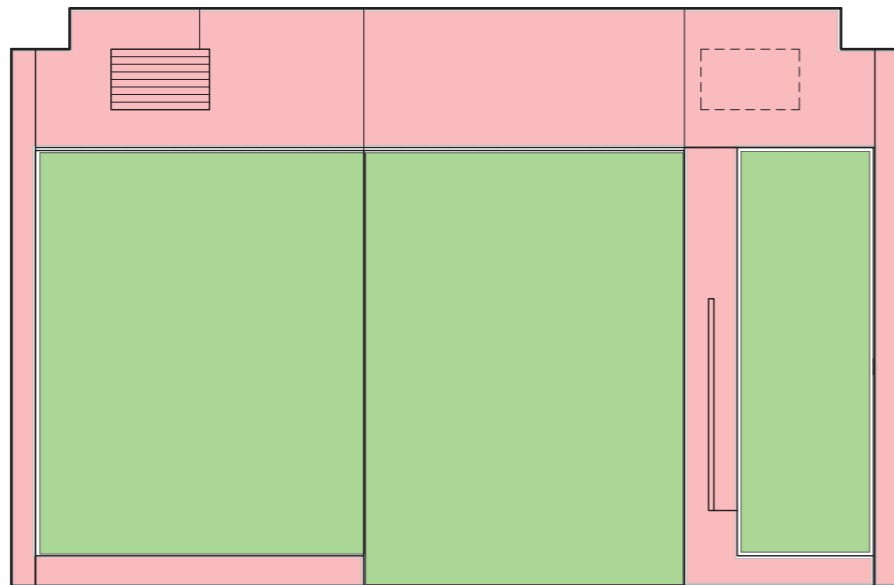
**TOTAL DISPLAY AREA: 26.22 m<sup>2</sup>**

- Felt (pins), **TOTAL: 26.22 m<sup>2</sup>**
- Solid Surface / White Board (Blue Tac / Magnets), **TOTAL: -**
- NON-DISPLAY SURFACE**

NOTE: This Drawing is Colour-Sensitive

# STUDIO 244

TOTAL (INTERNAL) DISPLAY AREA: 58.49 m<sup>2</sup>

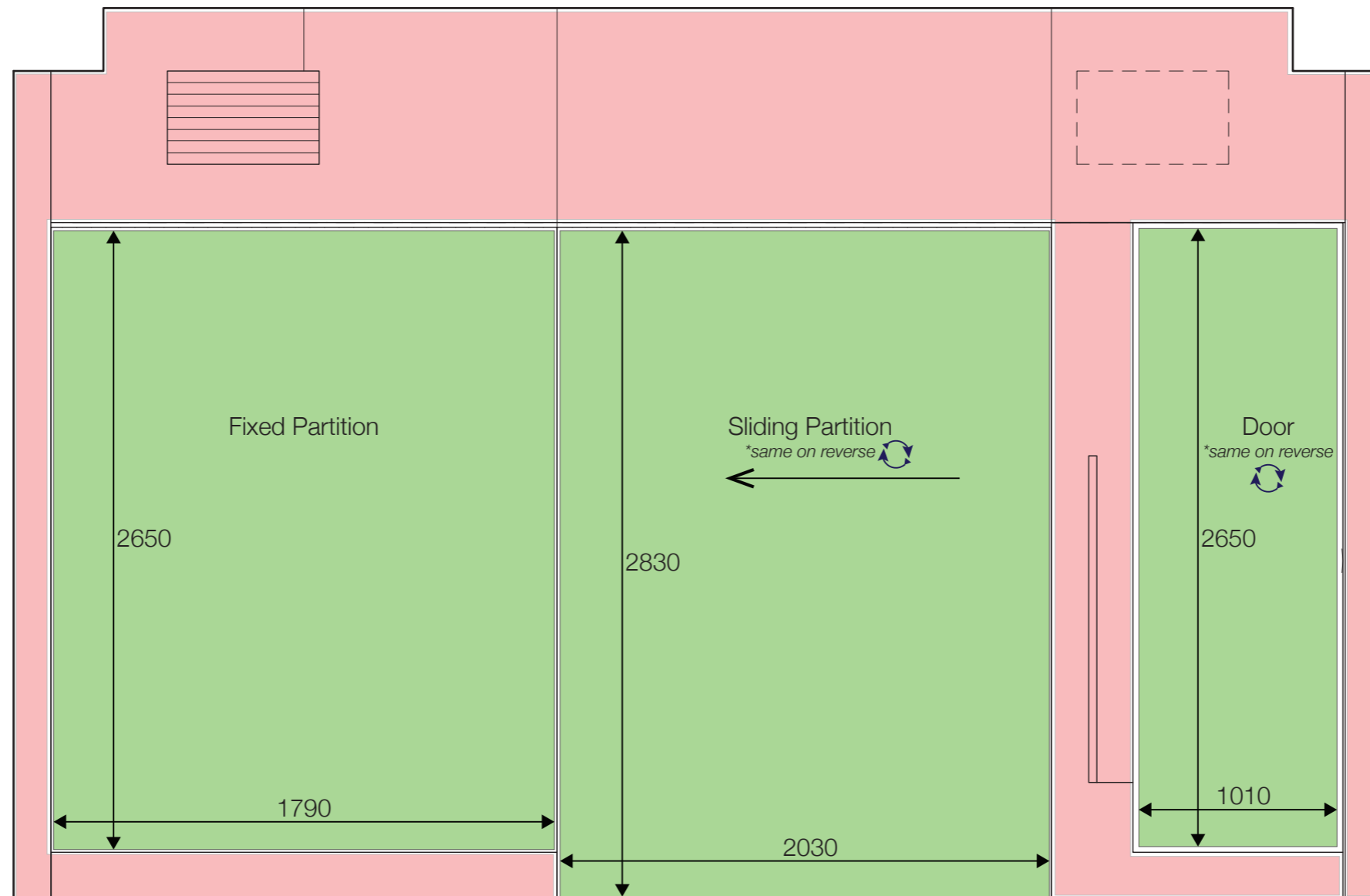


MSD Events & Exhibitions. REPORT DATE: Dec. 2016. CONDUCTED BY: Zack Dahdoule

## STUDIO 244- North, East, South, West Elevations

MATERIAL SPECIFIC DISPLAY AREAS:

-  Felt (pins), TOTAL: 48.35 m<sup>2</sup>
-  Solid Surface / White Board (Blue Tac / Magnets), TOTAL: 10.14 m<sup>2</sup>
-  Glass, TOTAL: 7.02 m<sup>2</sup>  NON-DISPLAY SURFACE



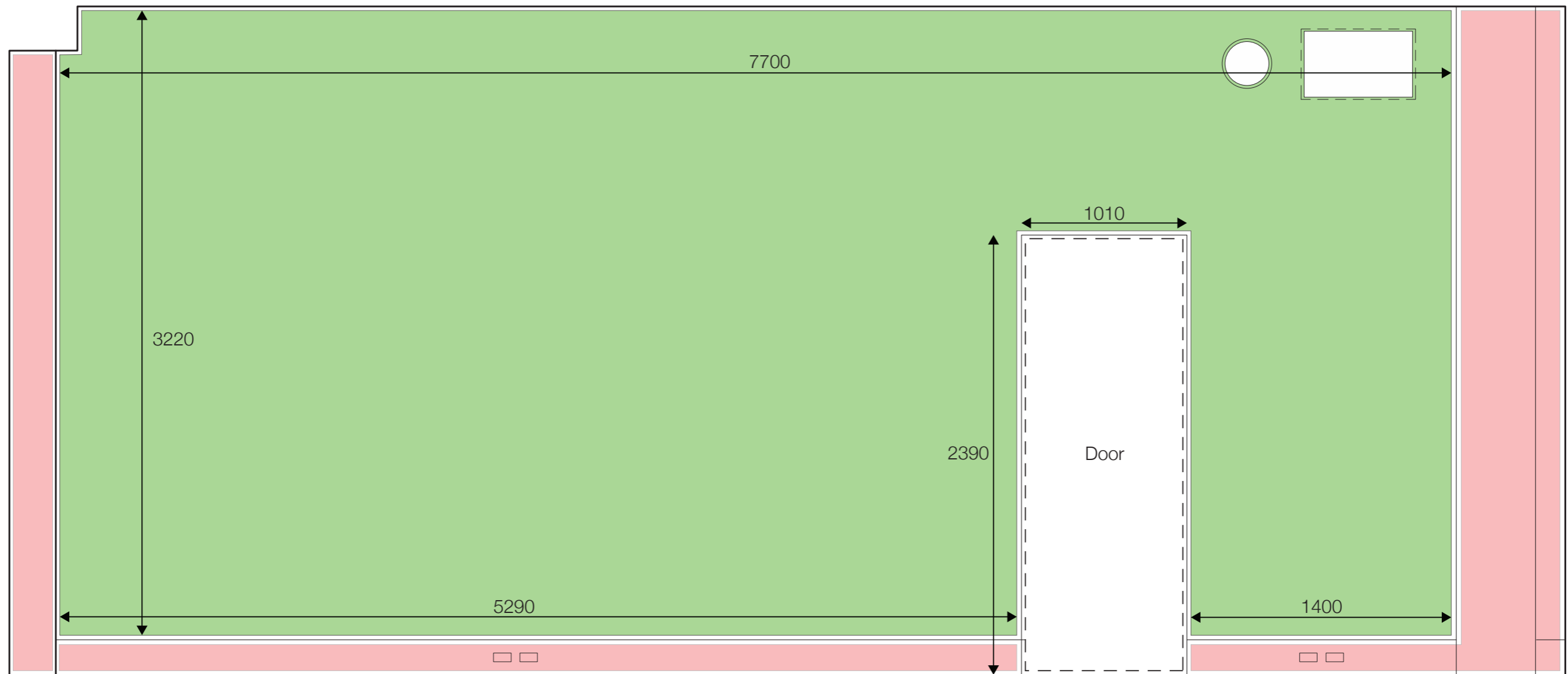
## STUDIO 244 North Elevation

Scale 1:25 MSD Events & Exhibitions. REPORT DATE: Dec. 2016. CONDUCTED BY: Zack Dahdoule

**TOTAL DISPLAY AREA: 13.17 m<sup>2</sup>**

- Felt (pins), **TOTAL: 13.17 m<sup>2</sup>**
- Solid Surface / White Board (Blue Tac / Magnets), **TOTAL: -**
- NON-DISPLAY SURFACE**

NOTE: This Drawing is Colour-Sensitive



# STUDIO 244

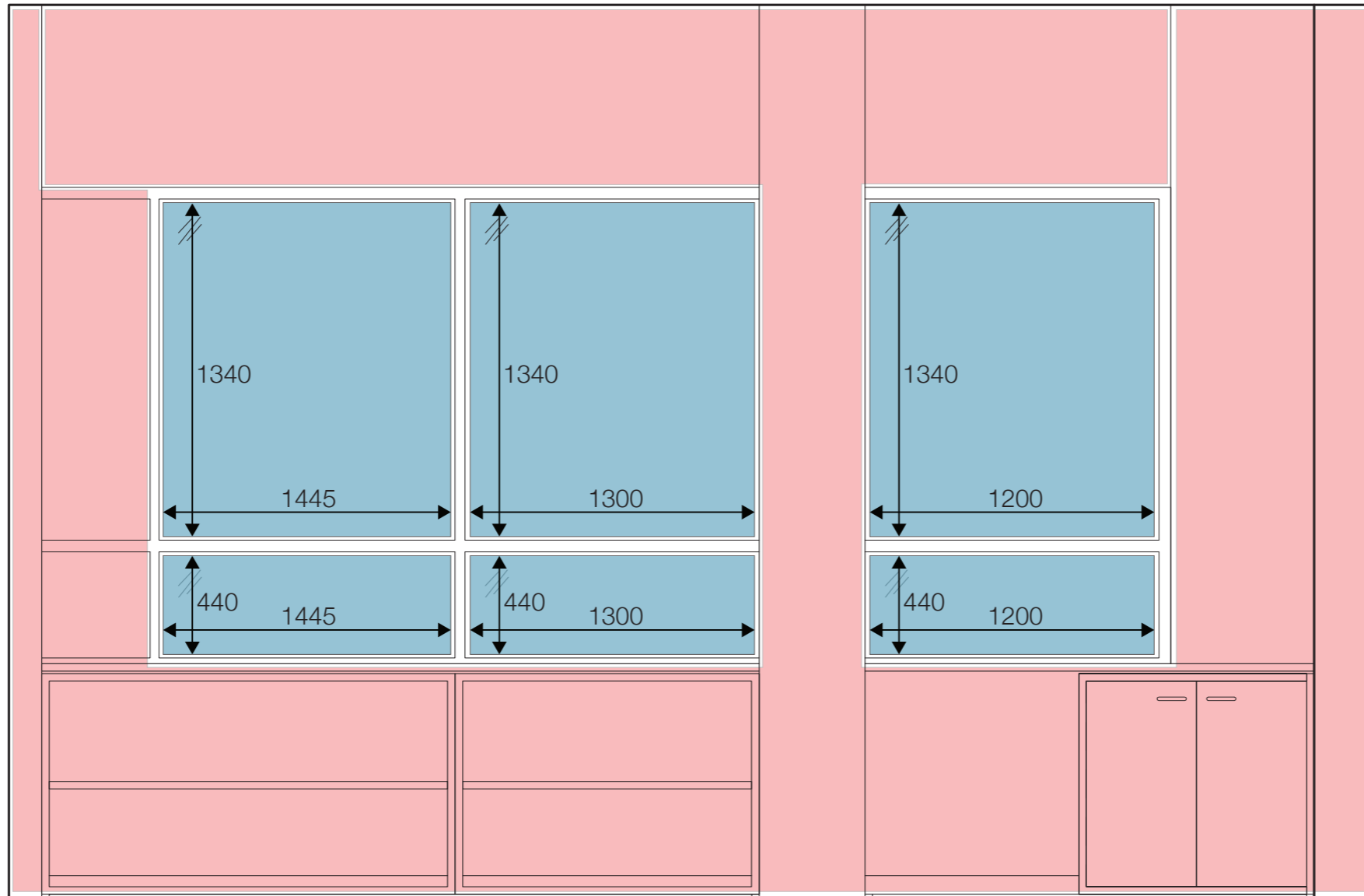
## East Elevation

Scale 1:25 MSD Events & Exhibitions. REPORT DATE: Dec. 2016. CONDUCTED BY: Zack Dahdoule

**TOTAL DISPLAY AREA: 22.38 m<sup>2</sup>**

- Felt (pins), **TOTAL: 22.38 m<sup>2</sup>**
- Solid Surface / White Board (Blue Tac / Magnets), **TOTAL: -**
- NON-DISPLAY SURFACE**

NOTE: This Drawing is Colour-Sensitive



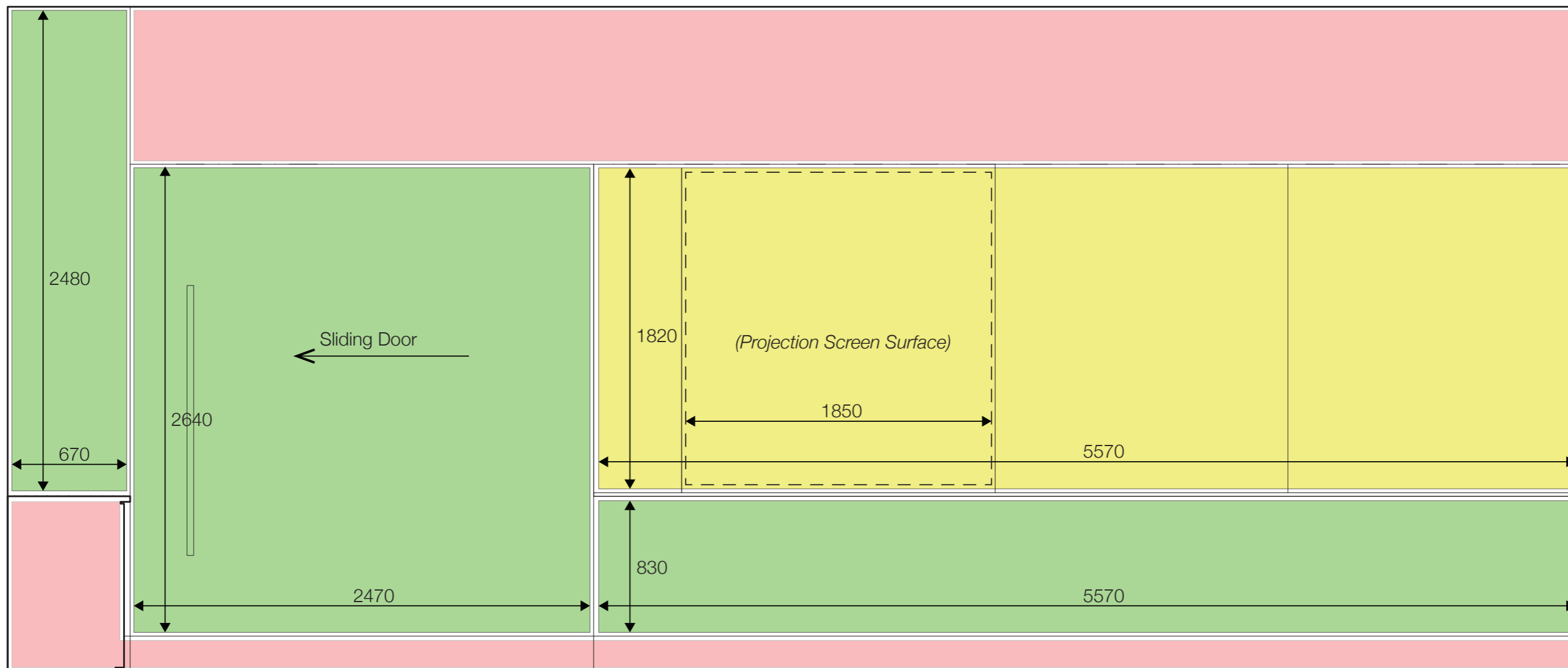
## STUDIO 244 South Elevation

Scale 1:25 MSD Events & Exhibitions. REPORT DATE: Dec. 2016. CONDUCTED BY: Zack Dahdoule

**TOTAL DISPLAY AREA: 0 m<sup>2</sup>** (NOT inc. Glass 7.02m<sup>2</sup>)

- Felt (pins), TOTAL: -
- Solid Surface / White Board (Blue Tac / Magnets), TOTAL: -
- Glass, TOTAL: 7.02 m<sup>2</sup>  NON-DISPLAY SURFACE

NOTE: This Drawing is Colour-Sensitive



## STUDIO 244

### West Elevation

Scale 1:25 MSD Events & Exhibitions. REPORT DATE: Dec. 2016. CONDUCTED BY: Zack Dahdoule

**TOTAL DISPLAY AREA: 22.94 m<sup>2</sup>**

- Felt (pins), **TOTAL: 12.80 m<sup>2</sup>**
- Solid Surface / White Board (Blue Tac / Magnets), **TOTAL: 10.14 m<sup>2</sup>**
- NON-DISPLAY SURFACE**

NOTE: This Drawing is Colour-Sensitive